

# Order form - Sectional Garage Door GSW 40-L

**TECKENTRUP**  
DOOR SOLUTIONS

Date:		Customer Order Number:		Number of Sheets:	
Customer Name:			Contact Number:		
Deliver To:				Delivery Required Week Commencing:	

<b>Size</b>	Door Ordering Width:	Door Ordering Height:	Quantity
	115mm Standard Headroom	240mm High Lift (no extra cost)	
	Notes:		
















  

<b>Panel &amp; Frame</b>	Panel Profile:	Georgian	Standard Rib	Centre Ribbed	Solid
	Panel Surface (Inside Stucco):	Woodgrain	Stucco	Smooth	Micro-Profiled
	Panel Colour RAL 9002 Inside:	White RAL 9016	Trend Colour:		RAL/BS Colour:
	Wood Design RAL 9002 Inside:	Golden Oak	Rosewood	Night Oak	Winchester
	Frame Colour:	White RAL 9016	Trend/Wood Design Colour:		RAL/BS Colour:
	Frame Type:	Back Fix	Between Fix With Holes	Between Fix (No Holes) Max size 5500 w x 2250mm h	













  

<b>3D Kits Reveal Fix Kits</b>	85mm Frame Leg 3D Profile Kit	Trend/ Wood Design:	RAL:	Between Reveal Bracket Kit
	85mm Leg/120mm Head 3D Profile Kit	Trend/ Wood Design:	RAL:	Between Reveal Twist Fix Header Kit
	120mm Leg/120mm Head 3D Profile Kit	Trend/ Wood Design:	RAL:	
	85mm 3D Frame Leg & Additional Door Header	Trend/ Wood Design:	RAL:	
	70mm Angle 3D Renovating Profile	Trend/ Wood Design:	RAL:	

<b>Polymer Glazing</b>	Type Rectangle 1	610 x 270		<b>Teckentrup Bling Glazing</b>  Type Aluminium Alpha 280 x 280  Type Aluminium Sigma 610 x 200  Type Aluminium Zeta Ø 280  Type Aluminium Gamma 534 x 344  Type Aluminium Kappa 1860 x 180  Type Aluminium Athena 406 x 203  Type Aluminium Versus  Glazing Polymer: Clear Satin	Quantity:  Please describe the position of the windows and/or decals required. Eg, top panel evenly spread or vertically aligned on the left or vertically aligned on the right.
	Type Cross Mullion 1	610 x 270			
	Type Rhombus 1	610 x 270			
	Type Rectangular 2	680 x 210			
	Type Rectangular 3	980 X 140			
	Type Square 1 Polymer	270 x 270			
	Type Square 2 Polymer	270 x 270			
	GSA Aluminium Window Section				
	Leaded-Effect	Plain			
	Glazing Polymer:	Clear	Frosted		
Frame Colour: Trend:					
RAL:					

<b>Decals</b>	Mock Hinges	277 x 81		Quantity:  Type Writing 1 100 2 Type Writing 2 200 2 House No. Required:
	Mock Handles & Centre Joint	36 x 178		
	Type Access 1	431 x 40		
	Type Access 2	430 x 40		
	Type Access 3	215 x 40		
	Type Access 4	400 x 86		
	Type Access 5	180 x 180		
	Type Access 6	70 x 70		
	Type Access 7	150 x 150		
	Type Access 8	194 x 194		
Type Access 9	436 x 40			
Type Access 10	431 x 13			

<b>Operation</b>	Operator: CarTeck DRIVE:	1096mm Rail extension	Spacer bar suspension plate
	Access Pack 1: Keypad	Ambience pack 1: light strip & motion sensor	Security pack 1: lock & alarm buzzer
	Access Pack 2: wireless 2 function wall switch white/grey	Ambience pack 2: relay to control lighting	Security pack 2: alarm buzzer & lighting relay
	Safety Pack 1: Photo cell kit	Additional light strip to control unit	Wired 3 function internal wall station
	Power pack: Battery backup	Parking Pack 1: position laser & reflector	Pearl Twin Trans
	Smart pack: output module for smart home integration	Parking Pack 2: humidity sensor	Pearl Trans
	Smart Phone Module with Safety Photo Cells		Pearl Vibe Trans
			Pearl Status Trans
			868 MHz Radio receiver (2-channel)
	Operator: CarTeck Motor:	3286mm Boom	3536mm Boom
Accessories:			
Manual Locking:	Factory	On-Site	External Release
Track cut-down	Requirement:		
			<b>TOTAL £</b>

SEND FORM

SAVE FORM

RESET FORM

TEL: 01925 924 050 FAX: 0870 131 4843 EMAIL: sales@teckentrup.co.uk

www.teckentrup.co.uk