

Order form - SuperSize Sectional Garage Door GSW 40-L

Date:	Customer Order Number:	Number of Sheets:
-------	------------------------	-------------------









Customer Name:	Contact Number:
----------------	-----------------

Deliver To:	Delivery Required Week Commencing:
-------------	------------------------------------

Size	Door Ordering Width:	Door Ordering Height:	Quantity
	<small>Note: SuperSize doors are behind fit <u>only</u>, are supplied with galvanized frame legs and have no header.</small>		
Notes:			

Panel	Panel Profile:	Standard Rib	Centre Ribbed	Solid
	Panel Surface (Inside Stucco):	Woodgrain	Stucco	Smooth
	Panel Colour RAL 9002 Inside:	White RAL 9016	Trend Colour:	RAL/BS Colour:
	Wood Design RAL 9002 Inside:	Golden Oak	Rosewood	Night Oak
			Winchester	

Headroom Options	Standard headroom option	Low headroom option <small>(Available up to 7750mm max width)</small>
------------------	--------------------------	--

Polymer Glazing	Type Rectangle 1	610 x 270		Quantity: 6 panel Please describe the position of the <u>windows</u> required. Eg, top panel evenly spread or vertically aligned on the left or vertically aligned on the right. 5 panel <div style="border:1px solid black; height:100px; width:100%; margin:5px 0;"></div> 4 panel
	Type Cross Mullion 1	610 x 270		
	Type Rhombus 1	610 x 270		
	Type Rectangular 2	680 x 210		
	Type Rectangular 3	980 X 140		
	Type Square 1 Polymer	270 x 270		
	Type Square 2 Polymer	270 x 270		
	GSA Aluminium Window Section			
	Style:	Leading Colour:		
	Glazing Polymer:	Clear	Frosted	
Frame Colour:	Trend:			
	RAL:			

Operation	Operator: Rail Operator	Direct Drive		
	Control Box Mounting*:	(When viewed from the inside) Left	Right	
	<small>*This will also determine the motor mounting side for direct drive, which will be fixed at the same side.</small>			
	<small>Note: Accessories are for the rail operator <u>only</u>.</small>			
	Access Pack 1: Keypad <small>(without Courier function)</small>	Ambience pack 1: light strip & motion sensor	Security pack 1: lock & alarm buzzer	
	Access Pack 2: Wireless 2 function wall switch white/grey	Ambience pack 2: relay to control lighting	Security pack 2: alarm buzzer & lighting relay	
	Access Pack 3: Surface mounted keypad	Additional light strip to control unit	Power pack: Battery backup	
	Access Pack 4: Keypad with Courier function <small>(includes safety pack 1)</small>	Ambience Pack 3: LED strips and spacer bar	Wired 3 function internal wall station	
	Parking Pack 1: position laser & reflector	Ambience Pack 4 : Light bars and motion detector	Pearl Twin Trans	Pearl Trans
	Parking Pack 2: humidity sensor	Safety Pack 1: Photo cell kit	Pearl Vibe Trans	Pearl Status Trans
Smart pack: output module for smart home integration	Smart Phone Module with Safety Photo Cells	868 MHz Radio receiver (2-channel)		

Notes	
-------	--

TOTAL £			
<table style="width:100%; border:none;"> <tr> <td style="border:1px solid black; background-color:black; color:white; padding:5px; width:33%;">SEND FORM</td> <td style="border:1px solid black; background-color:black; color:white; padding:5px; width:33%;">SAVE FORM</td> <td style="border:1px solid black; background-color:black; color:white; padding:5px; width:33%;">RESET FORM</td> </tr> </table>	SEND FORM	SAVE FORM	RESET FORM
SEND FORM	SAVE FORM	RESET FORM	