

What does a pink box mean in the price list?

It contains essential information – make sure you read it!



15
years

2008-2023

January
2024

AUTOTREND
CarTeck DRIVE^{CE}

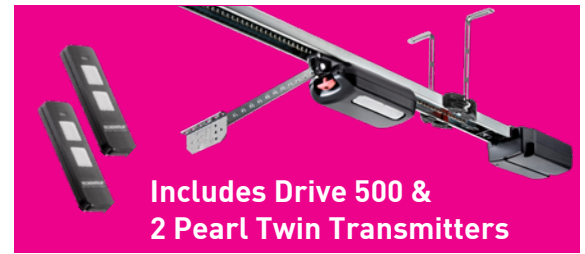
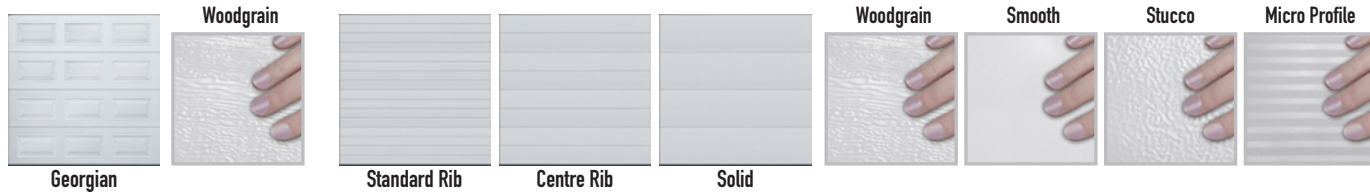
White and Trend coloured CarTeck
sectional garage doors including
remote control operation.

PRICE LIST

All prices exclude VAT and delivery

TECKENTRUP
DOOR SOLUTIONS

CARTECK AUTOTREND SECTIONAL GARAGE DOORS GSW 40-L



Includes Drive 500 & 2 Pearl Twin Transmitters

Standard Heights

Sections	Standard Widths	2084 6'10"	2134 7'0"	2235 7'4"	2286 7'6"	2388 7'10"	2438 8'0"	2591 8'6"	2743 9'0"	3048 10'0"	3353 11'0"	3658 12'0"	3962 13'0"	4216 13'10"	4267 14'0"	4420 14'6"	4572 15'0"	4877 16'0"	5182 17'0"	5500 18'0"	Maximum Height mm		
																					3000	3000	
4	1875 6'2"	2050 6'9"	2175 7'2"	White/Trend	1893	1893	1896	1896	1986	1986	2113	2266	2419	2571	2724	2876	2925	2977	3066	3085	3238	3389	3694
	1925 6'4"	2084 6'10"	2204 7'3"		1893	1896	1986	1986	2113	2266	2419	2571	2724	2876	2925	2977	3066	3085	3238	3389	3694		
5	2375 7'9"	2750 9'0"	<2500mm	White/Trend	2243	2243	2393	2393	2514	2514	2678	2882	3085	3288	3491	3693	3760	3828	3897	3970	4173	4375	4817
	2500 8'2"	>2500mm			2356	2356	2506	2506	2627	2627	2791	2995	3198	3401	3604	3806	3873	3941	4010	4083	4286	-	-
6	2875 9'5"		2875mm	White/Trend	3156	3156	3162	3162	3323	3323	3538	3808	4081	4350	4619	4891	4979	5069	5158	5253	-	-	-
	3000 9'9"	3000mm			3156	3156	3162	3162	3323	3323	3538	3808	4081	4350	4619	4891	4979	5069	5158	-	-	-	

FRAME LEG/HEADER COLOUR

Door price includes white frame legs and header.
For colour matched frame legs & header add:

White	0	0	0	0	0	0	0	0	0	0	0	0	0	0	0	0	0	0	0	0	0	0
Trend	71	72	75	76	80	81	84	91	101	110	119	129	139	140	144	150	159	167	180			

Please specify back fix frame or between fix (no holes) frame

Number of windows	3	3	3	3	3	3	3	3	3	4	4	4	5	5	5	5	5	6	6	7
White	429	429	429	429	429	429	429	429	429	572	572	572	715	715	715	715	715	858	858	1001
Trend	561	561	561	561	561	561	561	561	561	748	748	748	935	935	935	935	935	1122	1122	1309

>3000mm 3D headers require a butt joint

BETWEEN FIX ACCESSORIES

Width	<=3000mm	>3000mm
85mm Frame Leg 3D Profile Kit		
85mm x 12mm x 3000mm 3D Legs	White 133	Trend 133
85/120mm Frame 3D Profile Kit		
85mm x 12mm x 3000mm 3D Legs	White 220	Trend 292
120mm x 12mm x 3000mm 3D Header	White 220	Trend 292
120mm Frame 3D Profile Kit		
120mm x 12mm x 3000mm 3D Legs & 3D Header	White 242	Trend 320
85mm 3D Frame Leg & Additional Door Header		
85mm x 12mm x 3000mm 3D Legs	White 262	Trend 353
Additional Door Header to Width of Door	White 284	Trend 382
120mm 3D Frame Leg & Additional Door Header		
120mm x 12mm x 3000mm 3D Legs	White 284	Trend 381
Additional Door Header to Width of Door	White 328	Trend 440
70mm Angle 3D Renovating Profile		
Kit 70mm x 12mm x 3000mm 3D Legs & 3D Header	White 242	Trend 320
	White 263	Trend 350

POPULAR OPTIONS

ACCESSORIES AND OPTIONS

- Manual locking including detent (factory prepared) 5000mm Max **£157 each**
- Manual locking including detent (onsite with template) 5000mm Max **£85 each**
- L shaped fixing strap kit **£26 pair**
- Between reveal fitting bracket kit (When using a between the reveal fitting kit, the sideroom required is 85mm) Kit includes 10 brackets. **£81 kit**
- Between reveal twist fix header bracket (2x) kit (Recommended for doors over 3000mm wide) **£34 kit**
- Horizontal Track cut down charge 240mm headroom kit **£176 per set**
- Sloping bottom panel (take largest height) add to door price **25%**

For the full range of spares/accessories see back page.

MATCHING SIDE DOORS

Maximum Over-Frame Size Height	Width up to 1250mm	White	Trend
Up to 2050 4 Section		1728	1902
		2144	2289
Up to 2204 4 Section		1815	1998
		2200	2383
Up to 2204 4 Section		1906	2097
		2293	2482

Solid, Centre Ribbed & Standard Ribbed Side Doors

Georgian Side Doors

Georgian Features

Georgian design door widths of 2080mm and below have 2 features and come with an increase lead time - call the office for details.

Frame Legs, Headers & 3D Profiles

Frame legs/header - 85mm/115mm smooth & white as standard. For Trend add the uplift to the white price. TT9016 Bling White frame legs, headers & 3D profiles are finished in RAL 9016.

All frame Legs, headers & 3D profiles are available in smooth finish only. Between fix (No Holes) frames up to 2250mm high maximum.

POLYMER WINDOWS


WINDOWS - POLYMER DOUBLE GLAZING Polymer casement with polymer (Styrene Acrylonitrile) double glazed unit.

Georgian



Rectangle 1 Plain Rectangle 1 Cross Mullion Rectangle 1 Rhombus

Standard Rib, Centre Rib & Solid



Rectangle 1 Plain Rectangle 1 Cross Mullion Rectangle 1 Rhombus Rectangle 2 Rectangle 3 Vertical Square 1 Vertical Square 2 GSA Aluminium

Style	Overall Size	Colour / Finish	Price
Rectangle 1	610 X 270	White	£143 each
Rectangle 1	610 X 270	Trend	£187 each
Rectangle 2	680 X 210	White	£143 each
Rectangle 2	680 X 210	Trend	£187 each
Rectangle 3	980 X 140	White	£171 each
Rectangle 3	980 X 140	Trend	£224 each
Square 1 & 2	270 x 270	White	£143 each
Square 1 & 2	270 x 270	Trend	£187 each
GSA Aluminium Window Section	per linear m	White	£519 per m
GSA Aluminium Window Section	per linear m	Trend	£519 per m

All polymer windows are available with these glazing options:

*The exterior pane is Frosted/Satin and the interior pane is Clear.



Polymer Windows

To price for windows fitted vertically down the door; square type 1 & 2, match windows to number of sections ie 4 sections = 4 windows).

Selected Trend colours & wood design windows are finished in a complementary flat colour for Golden Oak (RAL8003), Rosewood (RAL8016), Night Oak (RAL8014), Winchester RAL8001), Textured Anthracite (RAL7016), Ice Crystal Grey Aluminium (RAL9007) and TT9016 Bling White (RAL9016).

The surrounds on aluminium GSA window sections are finished in a smooth finish. Window frame colour shade and surface lustre will show a variance from the panel finish as the base material and coating methods are different.

Polymer glazing in Georgian doors and Type 2 rectangle is 16mm thick. All other polymer glazing is 20mm thick.

ALUMINIUM WINDOWS & DECALS

ALUMINIUM WINDOWS - POLYMER DOUBLE GLAZING Aluminium and polymer casement with polymer double glazed unit.

PRICE PER WINDOW

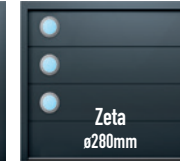
£352



Alpha
280mm x 280mm



Sigma
610mm x 200mm



Zeta
ø280mm



Gamma
534mm x 344mm

PRICE PER SET


£844




Kappa
1860mm x 180mm



Athena
406mm x 203mm



Versus
900mm x 1000mm



Satin Clear

All aluminium windows are available with these glazing options (satin is supplied as standard).

ALUNOX DECALS Factory bonded alunox decals. Decals can be positioned to requested positions, however, popular arrangements are shown here.

PRICE PER DECAL

£61



Access 1
431mm x 40mm



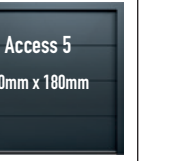
Access 2
430mm x 40mm



Access 3
215mm x 40mm



Access 4
400mm x 86mm



Access 5
180mm x 180mm

PRICE PER DECAL

£61



Access 6
70mm x 70mm



Access 7
150mm x 150mm



Access 8
194mm x 194mm



Access 9
436mm x 40mm



Access 10
431mm x 13mm

PRICE PER DECAL

100mm £55
200mm £61



Writing
100mm 200mm

EXTRA TOUCHES

PET FLAP

£48 fitting charge*

*Customer supplied



SPY HOLE

£55



LETTER BOX

From £83



White RAL 9016	**TT9016 Bling White with micaeous iron ore particles glitter effect	Ice Crystal Grey Aluminium	White Aluminium RAL 9006	Grey Aluminium RAL 9007
Light Grey RAL 7035	Window Grey RAL 7040	Quartz Grey RAL 7039	Umbra Grey RAL 7022	Slate Grey RAL 7015
Anthracite Grey RAL 7016	Anthracite Textured RAL 7016	TT 703 A special satin metallic effect - grey with micaeous iron ore particles	Jet Black RAL9005	Steel Blue RAL 5011
Moss Green RAL 6005	Fir Green RAL 6009	Flame Red RAL 3000	Sepia Brown RAL 8014	Cream RAL 9001

Colours

Where doors are exposed to direct sunlight, dark colours should be avoided.

RAL references for colours are provided as a guide only to the nearest similar RAL colour. Colours will not match to other RAL finishes due to different coating processes, gloss levels, substrates and textures.

Colours shown are limited in accuracy by the printing process - samples should always be requested.

If you are matching to other finishes, always request a sample.

DOOR DRIVES

CarTeck DRIVE^{CE}

CARTECK DRIVE



Drive 500 / 600



Drive Pro 500 / 600

Drives require 140mm headroom. To fit within 120mm use the Spacer Bar Suspension Plate that lowers the rear spacer bar by 40 mm

Drive 500Nm & 2 x Pearl Twin	£ Included
Drive Pro 500Nm & 2 x Pearl Twin	£+58
Drive 600Nm & 2 x Pearl	£+37
Drive Pro 600Nm & 2 x Pearl	£+84
Rail extension 1096mm (heights greater than 2375mm) add	£113
Spacer bar suspension plate (for 120mm headroom)	£34



1500 lumen/m neutral white 4000K light.

	Compatibility		
	Price	500	600
Ambience Pack 4			
Light bars with stand-alone power supply and motion detector			
Width up to 2220mm	£380	•	•
Width up to 3205mm	£490	•	•
Width up to 4190mm	£505	•	•
Width up to 5528mm	£735	•	•
Link to Amazon Alexa - Smart Home*	£115	•	•
*Only compatible with Ambience pack 4. Third party equipment may be required.			
Ambience Pack 3 LED strips for tracks and spacer bar			
Price 500 600			
3rd generation ambience pack 3: 2 x threads (left/right) 2m and 1m of LED lights, motion sensor & remote control			
	£305	•	•



SOMweb Smart Phone Module with Safety Photo Cells
 Allows control of up to 10 doors **£462** • •
 SOMweb is required to interface with smart home systems such as Google Home, Apple Homekit and Amazon Alexa (does not require additional 3rd party equipment)



CARTECK DRIVE ACCESSORIES

Post & packing may apply to accessories not ordered with a door

Description	Price	Compatibility	
		500	600
2-function handheld transmitter „Pearl Twin“	£74	•	•
4-function handheld transmitter „Pearl“	£87	•	•
3-function handheld transmitter „Pearl status“	£113	•	•
4-function handheld transmitter „Pearl vibe“	£160	•	•
Holding clip for pearl transmitter for sun shield	£15	•	•
Holder Pearl for mounting pearl transmitter white or black	£22	•	•
868 MHz Radio receiver (2-channel)	£159	•	•
Access Pack 1: Keypad (without Courier function)	£260	•	•
Access Pack 2: wireless 2 function wall switch white or grey	£113	•	•
Access Pack 3: Surface mounted keypad	£444	•	•
Access Pack 4: Keypad with Courier function, includes safety pack 1	£275	•	•
Wired 3 function internal wall station	£55	•	•
Safety Pack 1 Photo cell kit (Includes mounting kit if required)	£145	•	•
Additional light strip attaches to control unit	£61	•	•
Ambience pack 1: light strip & motion sensor	£122	•	•
Ambience pack 2: relay to control lighting	£41	•	•
Parking Pack 1: position laser & reflector	£94	•	•
Parking Pack 2: humidity sensor	£36	•	•
Security pack 1: lock & alarm buzzer	£98	•	•
Security pack 2: alarm buzzer & lighting control relay	£127	•	•
Power pack: battery backup	£228	•	•
Smart pack: output module for smart home integration <small>Third party equipment may be required.</small>	£159	•	•
External release for garages without a second entrance	£61	•	•
Special 101 towing arm bracket	£130	•	•

CARTECK MOTOR



Flexible installation orientation

The CarTeck MOTOR is an alternative to the CarTeck DRIVE.
 To calculate the price of AutoTrend with a CarTeck MOTOR as an alternative to a CarTeck DRIVE add/subtract the supplements below to the CarTeck DRIVE price in the table on page 2.
 The applicable motor for the selected door size can be checked in the table at the foot of page 7.

		Heights up to:		
		2204	2500	3000
Motor	Rail length:	3286mm	3536mm	4296mm
260	Price	£0	-£61	-£28
280	Price	+£110	+£61	+£95

CARTECK MOTOR ACCESSORIES

Post & packing may apply to accessories not ordered with a door

Battery back up for 300 series up to 5 cycles	£261	Photocells	£145
Transmitter 2 channel	£84	External receiver 1 channel	£208
Transmitter 4 channel	£100	Digital key pad	£175
Transmitter 3 channel bidirectional	£142	Push button wireless	£80
External release for garages without a second entrance	£61	Special 101 towing arm bracket	£130

GENERAL INFORMATION

PRICING

Prices are in £'s Sterling. This price list supersedes and renders null any previous price list.

SIZES

When ordering use metric sizes, imperial conversions are nominal.

TERMS

Comprehensive terms and conditions are on line at: www.teckentrup.co.uk/terms-conditions

DELIVERY

To company premises FOC.

To site £75 nett.

To Scotland, Highlands and Islands on application.

Congestion charges apply subject to post code locations.

LEAD-TIMES

Lead times are subject to change and may be affected by the availability of raw materials, border delays and other factors beyond our control.

After placing your order you'll receive a confirmation with the week of delivery.

We work hard to maintain the advised delivery date and any slippage will be notified as soon as we become aware of an issue.

If you need a door for a specific date please call the sales office, we'll do our best to help.

WHAT PERFORMANCE CAN I EXPECT?

As Part of the UKCA/CE marking process, each product must have its performance provided for a defined set of characteristics. Other characteristics can also be included if relevant to a door's performance, such as security. The following table shows the performance characteristics of each product in our range.

NPD signifies the product has not been measured for this characteristic (NPD – No Performance Determined)

PERFORMANCE CHARACTERISTIC

	CarTeck Sectional Garage Doors
Resistance to Windload EN 12424	Class 2
Watertightness EN 12425	Class 2
Air Permeability EN 12426	Class 2
Thermal Transmittance EN 13241	1.38 W/m ² k
Operating Forces (hand Operated) EN 12604	150 N
Operating Cycles EN 1191	NPD

HANDLING

CarTeck Sectional Doors are delivered flat-packed & CarTeck Side Hinged Doors are delivered complete. Both are heavy and require suitable consideration for safe handling.

CLEANING ON INSTALLATION

After the installation has been completed, clean and dry the door thoroughly inside and out with warm soapy water to remove any grease, dust and metal fragments from the door (these will discolour the door finish if left on the door).

MAINTENANCE

Doors must be maintained as per the supplied Installation, Operating and Maintenance Manual by a Garage Door Specialist. Failure to carry out the required maintenance at the advised interval will invalidate the warranty.

CLEANING

The door should be washed with a car shampoo or similar, every two months, to prevent the build up of dirt, salt, grit and other corrosive substances. If the door is in an area prone to coastal corrosion from airborne salts, the door should be cleaned monthly. Furthermore, cleaning lifting gear with a cloth soaked in a light oil will help to protect your door from corrosion – it must be accepted that salt air is very aggressive and extra care is required.

No caustic, abrasive or corrosive chemicals and substances, flood water, water runoff, or runoff from lead, copper or galvanic metal flashing should be allowed to come into contact with the door. Contaminants can lead to oxidation spots on the external face of the door. Windows that have a mock lead effect may show a white residue due to oxidation over time, this should be removed should it contact painted surfaces.

Ash, cement, dust, animal waste, or foreign substances should be removed immediately. Failure to ensure the door is cleaned and maintained as described will invalidate the doors' warranty.

For more information on what performance you can expect from your garage door, visit the Honesty Page on the Teckentrup website – www.teckentrup.co.uk/garage-doors/the-honest-page

WARRANTY

The warranty periods below only apply to products that have been correctly installed as per the instructions and have been used, maintained by a Garage Door Specialist and cleaned in accordance with the requirements set out in the operating and maintenance sections of instructions and labels.

CARTECK SECTIONAL GARAGE DOORS

2-year manufacturer's guarantee

- on polymer and aluminium window units

5-year manufacturer's guarantee

- on rollers, hinges, cable pulleys, cables and standard springs (opening/closing max. 5 times a day)

10-year manufacturer's guarantee

- on panels against rust penetration from inside to outside
- against door panel separation of steel from foam
- on material and manufacturing flaws of all non-moving parts of the frame that are verifiably unusable or whose usability is substantially compromised
- on floor seal, intermediate seals, side seals and lintel seal against rotting

The guarantee does not apply to doors that are subjected to extreme conditions, e.g. corrosive influences resulting from use in a coastal climate with high salt content.

CARTECK DRIVE & MOTOR

5-year manufacturer's guarantee

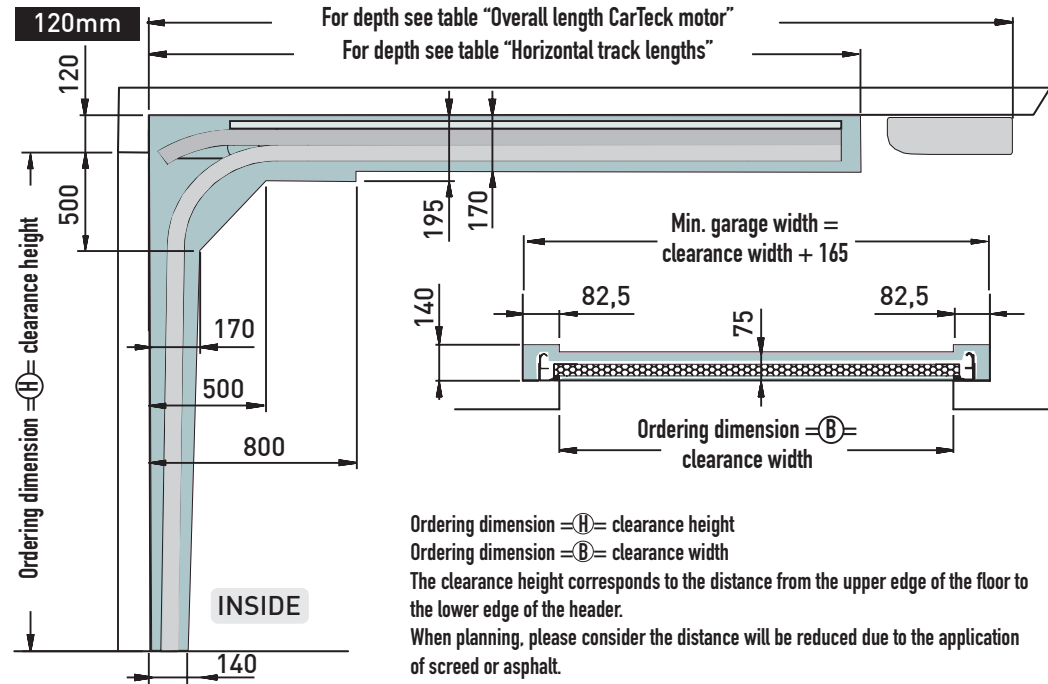
- on mechanical defects, material and manufacturing flaws. (opening/closing max. 5 times a day)**

** Consumable Items are not included within warranty terms and conditions: hand transmitters, light bulbs, fuses & batteries.

TECHNICAL CARTECK SECTIONAL GARAGE DOORS GSW 40-L

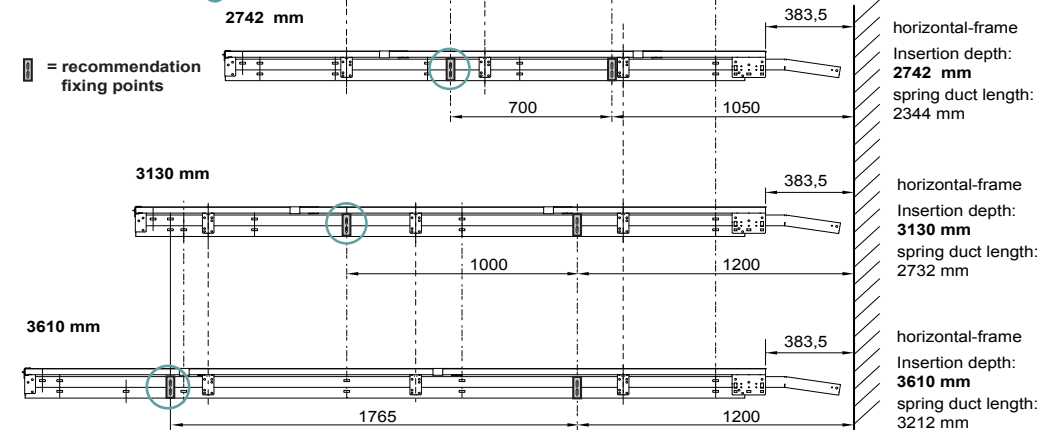
DIMENSIONS ORDERING SIZES = DRIVE THROUGH SIZES

Observe the following measurement details to guarantee exact assembly and precise, reliable operation of CarTeck sectional garage doors.



RECOMMENDED HORIZONTAL TRACK FIXING POINTS

If the rear spacer bar extending side fixings are securely fixed, the second fixing point, shown within \bigcirc is not required.



ORDERING NOTES:

Door heights achieved by mixing panel heights (except ribbed), use of 0, 9, 17, or 32mm bottom profiles or top & bottom panel cut downs.
When ordering use metric sizes, imperial conversions are nominal.

Frame holes & fixing brackets

Height	Width																Height				
	2084	2134	2235	2286	2388	2438	2591	2743	3048	3353	3658	3962	4216	4267	4420	4572		4877	5182	5500	
3000																					3000
2875																					2875
2750																					2750
2625																					2625
2500																					2500
2375																					2375
2250																					2250
2204																					2204
2175																					2175
2125																					2125
2084																					2084
2050																					2050
2000																					2000
1925																					1925
1875																					1875

Requires frame leg holes (standard frame) and twist fix frame leg brackets.

Twist fix frame leg brackets not required, but provided to assist with installation*.

No holes in frame leg as an option (between fix frame with stiffener brackets required).

Twist fix frame leg brackets required.

No holes in frame leg as an option (between fix frame with stiffener brackets required).

Standard frame leg hole position from edge of frame leg (seal side) to centre of fixing holes = 55mm.

*Doors below 70kg do not require twist fix brackets for strengthening, however they are included with all doors to assist with installation. They can be used outboard of the frame to locate a secure fixing when inbound fixing is not possible or sufficiently solid.

HORIZONTAL TRACK LENGTHS

\square Allow 115mm headroom. Use standard lifting gear. \square Allow 140mm headroom above trays only. Gear uses twin springing & commercial roller spindles

Height	Width																Height				
	2084	2134	2235	2286	2388	2438	2591	2743	3048	3353	3658	3962	4216	4267	4420	4572		4877	5182	5500	
3000																					3000
2875																					2875
2750																					2750
2625																					2625
2500																					2500
2375																					2375
2250																					2250
2204																					2204
2175																					2175
2125																					2125
2084																					2084
2050																					2050
2000																					2000
1925																					1925
1875																					1875

Horizontal tracks can be reduced on request for £176. Speak to the CarTeck sales office for limitations.

SPECIFICATION

GSW 40-L Sectional door

DOOR:

Sectional door double skinned PUR foam core, 40mm thick CarTeck panels. Outer surface finished in choice of 4 standard designs and all standard listed CarTeck colours. Inner surface stucco design, colour similar to RAL 9002. Sections have a centre seal; EPDM, header, and floor seals. Different order heights are made up from mixing panel sizes, 4 different bottom profile sizes and reduced top panel heights.

FRAME:

Door frame is made from galvanized sheet steel, coil coated with polyester, prime coated similar to RAL 9016 or other Trend colour. Protective strips with EPDM sealing lips on both sides of the vertical tracks.

HARDWARE:

Galvanised finish, screwed hinges to all sections, adjustable rollers with ball bearings. Multiple tension springs and double cable system housed in low friction housing above horizontal tracks.

AUTOMATION:

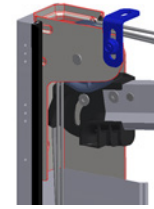
Door prepared for automation as standard with manual locking available as optional extra.

COLOURS

RAL references for colours are provided as a guide only to the nearest similar RAL colour. Colours will not match to other RAL finishes due to different coating processes, gloss levels, substrates and textures.

The door panel, frames and window frame colour shade, and surface lustre will show some slight variation, this is due to different base materials and coating methods.

NO HOLES FRAME FIXING



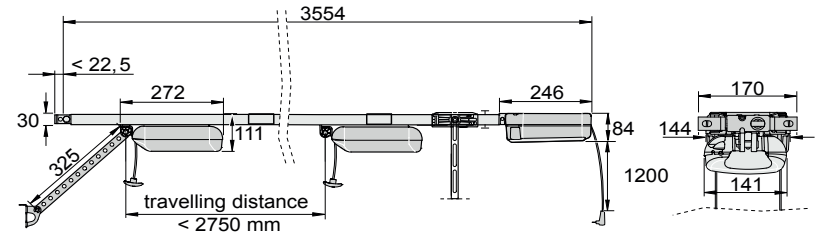
IMPORTANT !

When fixing a no-holes frame between the reveal you must secure the frame to the lintel as shown using the 'L' bracket supplied.

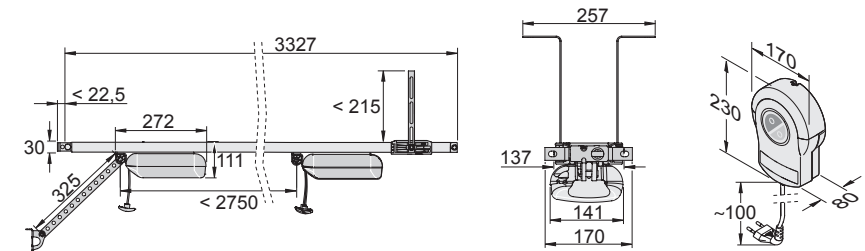
If a good fixing cannot be achieved, alternative fixing methods must be used to secure the frame.



CARTECK DRIVE 500 / 600 DIMENSIONS



CARTECK DRIVE PRO 500 / 600 DIMENSIONS



OPERATOR RAIL FOR CARTECK MOTOR 260 & 280

Turning motor head through 90 degrees reduces overall length: 200 series -133mm

Height	Carteck 260										Carteck 280										Height
	2084	2134	2235	2286	2388	2438	2591	2743	3048	3353	3658	3962	4216	4267	4420	4572	4877	5182	5500		
3000	4296mm																				3000
2875																					2875
2750	3536mm																				2750
2625																					2625
2500	3286mm																				2500
2375																					2375
2250																					2250
2204																					2204
2175																					2175
2125																					2125
2084																					2084
2050																					2050
2000																					2000
1925																					1925
1875																					1875
Height																					2084

OPERATOR RAIL FOR CARTECK DRIVE & DRIVE PRO

Height	Width																				Height
	2084	2134	2235	2286	2388	2438	2591	2743	3048	3353	3658	3962	4216	4267	4420	4572	4877	5182	5500		
3000	Drive 4650mm Drive Pro 4423mm																				3000
2875																					2875
2750	Drive 3554mm Drive Pro 3327mm																				2750
2625																					2625
2500																					2500
2375																					2375
2250																					2250
2204																					2204
2175																					2175
2125																					2125
2084																					2084
2050																					2050
2000																					2000
1925																					1925
1875																					1875
Height																					2084

GENERAL SPARES

GENERAL SPARES		
	Price	Per
SECTIONAL		
Bottom rubber	26	m
Side seals	31	ea
Top seal	13	m
Bottom profile 0mm	31	m
Bottom profile 9mm	38	m
Bottom profile 17mm	45	m
Bottom profile 32mm	60	m
Top panel cut down profile	31	m
Bottom panel cut down profile	31	m
Panels use width of 4 section equivalent	20%	of total door price
Legs	243	ea
Horizontal Tracks	214	ea
Tray covers	74	ea
Spacer bars	31	m
Headers	38	m
Cables	74	pr
Springs	31	ea
Spring clips	11	ea
Rollers/pulleys/shreave wheels	17	ea
Spring tensioners (thread/nuts/hooks)	31	ea
Intermediate brackets	45	ea
Bottom brackets	45	ea
Centre hinges	16	ea
Top roller bracket including roller	45	ea
WINDOWS		
Window front white	60	ea
Window front painted	115	ea
Window glass (polymer)	60	ea
Window back	60	ea
Windows screws (14)	11	pk

Teckentrup is a family business with operations throughout the world. In the UK Teckentrup is based in Warrington, Cheshire. Teckentrup products are available through a national network of independent Garage Door Specialist installers.

Teckentrup offers more than garage doors: We provide solutions and have set three quality standards for our garage doors:



Design

We combine ease of use with aesthetics.

Good design uses innovative technology to make using a product intuitive and effortless. Teckentrup garage doors offer a wide range of design options that will transform the look of your home and the way you use your garage space.



Safety & Security

We combine security with safety.

Our products are designed to provide peace of mind with both physical security and the knowledge that durability and safe operation are inherent.



Service

We combine speed with reliability.

The Teckentrup team and our network of Garage Door Specialist installers love to make your new door a pleasure to own. You'll always receive expert advice and the best service for installation, maintenance and aftercare.

**Teckentrup UK Limited,
Units 2-4 Opus 9 Industrial Estate,
Woburn Road, Winwick Quay Warrington WA2 8UE**

www.teckentrup.co.uk
t: 01925 924 050
f: 08701 314 843
e: sales@teckentrup.co.uk

TECKENTRUP
DOOR SOLUTIONS

Design. Security. Service.

Quality & Environment

Teckentrup operates to quality procedures audited to ISO 9001.

We care about the environment too - this is why our products are certified in accordance with the Environmental Product Declaration (EPD).

ISO 14001 Environmental Management
ISO 50001 Energy Management



DGNB
Deutsche Gesellschaft für Nachhaltiges Bauen e. V. German Sustainable Building Council

BNB
Bewertungssystem Nachhaltiges Bauen - Evaluation system for sustainable building

LEED
Leadership in Energy and Environmental Design

BREEAM
Building Research Establishment Environmental Assessment Methodology



Raising Standards
Safety Assured
Member



CONTRACTOR HEALTH & SAFETY ASSESSMENT SYSTEM
Accredited Contractor
www.has.co.uk



NBS Source



LPCB Red Book



LPCB



Constructionline