

What does a pink box mean in the price list?

It contains essential information – make sure you read it!

March  
2026

## AUTOTREND CarTeck **MOTOR**

White and Trend coloured CarTeck  
sectional garage doors including  
remote control operation.

## PRICE LIST

All prices exclude VAT and delivery

**TECKENTRUP**  
DOOR SOLUTIONS





# CARTECK AUTOTREND SECTIONAL GARAGE DOORS GSW 40-L



All single layer spring doors (120mm headroom) are supplied with preassembled spring trays for super-fast installation. Does not apply to double layer (140mm headroom doors) see page 4 for applicable sizes.

One-piece rail in place of standard 2-piece rail +£26				Standard Widths		2084 6'10"	2134 7'0"	2235 7'4"	2286 7'6"	2388 7'10"	2438 8'0"	2591 8'6"	2743 9'0"	3048 10'0"	3353 11'0"	3658 12'0"	3962 13'0"	4216 13'10"	4267 14'0"	4420 14'6"	4572 15'0"	4877 16'0"	5182 17'0"	5500 18'0"
Standard Heights				Maximum Height mm																				
4 Sections	1875 6'2"	2050 6'9"	2175 7'2"	<2250mm	White/Trend	2035	2035	2038	2038	2135	2135	2272	2437	2604	2768	2934	3098	3151	3207	3303	3324	3489	3706	4037
	1925 6'4"	2084 6'10"	2204 7'3"		White/Trend	2089	2089	2092	2092	2189	2189	2326	2491	2658	2822	2988	3152	3205	3261	3357	3378	3543	3706	4037
	2000 6'6"	2125 7'0"	2250 7'4"	>2250mm	White/Trend	2089	2089	2092	2092	2189	2189	2326	2491	2658	2822	2988	3152	3205	3261	3357	3378	3543	3706	4037
5 Sections	2375 7'9"	2750 9'0"		<2500mm	White/Trend	2468	2468	2630	2630	2760	2760	2938	3158	3378	3597	3816	4036	4108	4181	4256	4335	4555	4773	5252
	2500 8'2"				White/Trend	2489	2489	2651	2651	2781	2781	2959	3179	3399	3618	3837	4057	4129	4202	4277	4356	4576	4794	5273
	2625 8'9"		(Price includes rail extension)	>2500mm	White/Trend	2489	2489	2651	2651	2781	2781	2959	3179	3399	3618	3837	4057	4129	4202	4277	4356	4576	4794	5273
6 Sections	2875 9'5"			<3000mm	White/Trend	3735	3735	3741	3741	3908	3908	4132	4413	4697	4976	5256	5539	5630	5724	5817	5915	-	-	-
	3000 9'9"		(Price includes rail extension)		White/Trend	3735	3735	3741	3741	3908	3908	4132	4413	4697	4976	5256	5539	5630	5724	5817	5915	-	-	-
				>3000mm	White/Trend	3735	3735	3741	3741	3908	3908	4132	4413	4697	4976	5256	5539	5630	5724	5817	5915	-	-	-

**FRAME LEG/HEADER COLOUR**  
Door price includes white frame legs and header.  
For colour matched frame legs & header add:  
**Please specify back fix frame or between fix (no holes) frame**

White	0	0	0	0	0	0	0	0	0	0	0	0	0	0	0	0	0	0	0	0	0	0	0
Trend	77	78	82	84	88	89	92	99	111	120	129	141	151	152	156	163	173	181	196				

## WINDOWS

Polymer Windows (type 1 Rectangle)

Number of windows	3	3	3	3	3	3	3	3	4	4	4	5	5	5	5	5	6	6	7				
White	465	465	465	465	465	465	465	465	620	620	620	775	775	775	775	775	930	930	1085				
Trend	609	609	609	609	609	609	609	609	812	812	812	1015	1015	1015	1015	1015	1218	1218	1421				

## BETWEEN FIX ACCESSORIES

>3000mm 3D headers require a butt joint

	Width	<=3000mm	>3000mm
85mm Frame Leg 3D Profile Kit			
85mm x 12mm x 3000mm 3D Legs	White	145	145
	Trend	145	145
85/120mm Frame 3D Profile Kit			
85mm x 12mm x 3000mm 3D Legs	White	239	317
120mm x 12mm x 3000mm 3D Header	Trend	239	317
120mm Frame 3D Profile Kit			
120mm x 12mm x 3000mm 3D Legs & 3D Header	White	263	347
	Trend	285	379
85mm 3D Frame Leg & Additional Door Header			
85mm x 12mm x 3000mm 3D Legs	White	284	383
Additional Door Header to Width of Door	Trend	308	414
120mm 3D Frame Leg & Additional Door Header			
120mm x 12mm x 3000mm 3D Legs	White	308	412
Additional Door Header to Width of Door	Trend	356	476
70mm Angle 3D Renovating Profile			
Kit 70mm x 12mm x 3000mm 3D Legs & 3D Header	White	263	347
	Trend	285	379

## POPULAR ACCESSORIES/OPTIONS (For general options & spares see back page).

Manual locking black polymer handle & detent (factory prepared) 5000mm Max	£171 each
Manual locking black polymer handle & detent (onsite with template) 5000mm Max	£93 each
Bronze handle upgrade add	NEW! £150 each
Stainless steel effect handle upgrade add	NEW! £150 each
Between reveal fitting kit -10 brackets (Sideroom required 85mm)	£99 kit
Between reveal twist fix header bracket (2x) kit (Recommended for doors over 3000mm wide)	£38 kit
Horizontal track cut down charge	£192 per set
240mm headroom kit	£0
L shaped fixing strap kit	£30 pair
Sloping bottom panel (take largest height) add to door price	25%
Floor seal kit length 2515mm/5030mm	£ 78/130

For door spares & motor spares see back page.

UP TO  
4877mm wide x 2250mm high:

The CarTeck MOTOR L60...



2 x 4-channel remote transmitter

OVER  
4877mm wide x 2250mm high:

The CarTeck MOTOR L75...



2 x 4-channel remote transmitter and a wireless wall switch

## Georgian Features

Georgian design door widths of 2080mm and below have 2 features and come with an increased lead time - call the office for details.

## Frame Legs, Headers & 3D Profiles

Frame legs/head - 85mm/115mm smooth & white as standard. For Trend add the uplift to the white price.

TT9016 Bling White frame legs, headers & 3D profiles are finished in RAL 9016.

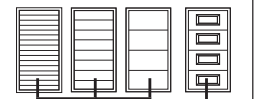
All frame Legs, headers & 3D profiles are available in smooth finish only.

Between fix (No Holes) frames up to 2250mm high maximum (2135mm with 240mm headroom kit).

## Below Ceiling Tracks

To order a door with tracks & spring trays that mount at ceiling level and that are above 240mm headroom, price the height for the opening + lintel height and advise the office when ordering.

## SIDE DOORS



Maximum Over-Frame Size

Height

Width  
up to 1250mm


Up to 2050 4 Section	White	1870	2059
	Trend	2287	2477
Up to 2204 4 Section	White	1964	2162
	Trend	2380	2579
Up to 2320 4 Section	White	2063	2269
Up to 2500 5 Section	Trend	2481	2686



# POLYMER WINDOWS


**WINDOWS - POLYMER DOUBLE GLAZING** Polymer casement with polymer (Styrene Acrylonitrile) double glazed unit.

## Georgian



Rectangle 1 Plain  
Rectangle 1 Cross Mullion  
Rectangle 1 Rhombus

## Standard Rib, Centre Rib & Solid




Rectangle 1 Plain  
Rectangle 1 Cross Mullion  
Rectangle 1 Rhombus  
Rectangle 2  
Rectangle 3  
Vertical Square 1  
Vertical Square 2  
GSA Aluminium

Style	Overall Size	Colour / Finish	Price
Rectangle 1	610 X 270	White	£155 each
Rectangle 2	680 X 210	Trend	£203 each
Rectangle 3	980 X 140	White	£155 each
Rectangle 3	980 X 140	Trend	£203 each
Square 1 & 2	270 x 270	White	£186 each
Square 1 & 2	270 x 270	Trend	£243 each
GSA Aluminium Window Section	per linear m	White	£155 each
GSA Aluminium Window Section	per linear m	Trend	£203 each
GSA Aluminium Window Section	per linear m	White	£562 per m
GSA Aluminium Window Section	per linear m	Trend	£562 per m

All polymer windows are available with these glazing options:

\*The exterior pane is Frosted/Satin and the interior pane is Clear.



## Polymer Windows

To price for windows fitted vertically down the door; square type 1 & 2, match windows to number of sections ie 4 sections = 4 windows).

Selected Trend colours & wood design windows are finished in a complementary flat colour for Textured Anthracite (RAL7016), Ice Crystal Grey Aluminium (RAL9007) and TT9016 Bling White (RAL9016).

The surrounds on aluminium GSA window sections are finished in a smooth finish. Window frame colour shade and surface lustre will show a variance from the panel finish as the base material and coating methods are different.

Polymer glazing in Georgian doors and Type 2 rectangle is 16mm thick. All other polymer glazing is 20mm thick.

# ALUMINIUM WINDOWS & DECALS

**ALUMINIUM WINDOWS - POLYMER DOUBLE GLAZING** Aluminium and polymer casement with polymer double glazed unit.

## PRICE PER WINDOW

£382



## PRICE PER SET

£914



Satin Clear  
All aluminium windows are available with these glazing options (satin is supplied as standard).

**ALUNOX DECALS** Factory bonded alunox decals. Decals can be positioned to requested positions, however, popular arrangements are shown here.

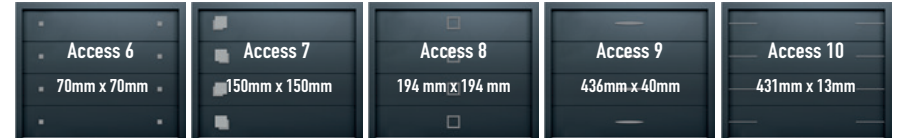
## PRICE PER DECAL

£67



## PRICE PER DECAL

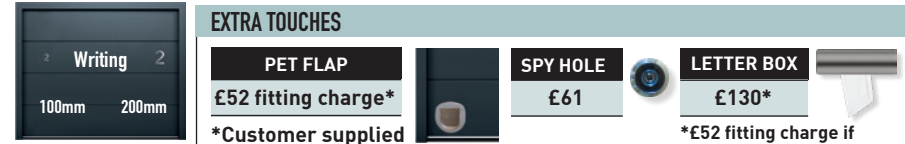
£67



## PRICE PER DECAL

100mm £61

200mm £67



## EXTRA TOUCHES

### PET FLAP

£52 fitting charge\*  
\*Customer supplied

### SPY HOLE

£61

### LETTER BOX

£130\*

\*£52 fitting charge if Customer supplied

Letter boxes are available finished in Satin Nickel as standard with an option for Gold, Rose Gold, Chrome, Black, White or Anthracite.

# TREND COLOURS

White RAL 9016	TT9016 Bling White with micaceous iron ore particles glitter effect	Ice Crystal Grey Aluminium	White Aluminium RAL 9006	Grey Aluminium RAL 9007
Light Grey RAL 7035	Window Grey RAL 7040	Quartz Grey RAL 7039	Umbra Grey RAL 7022	Slate Grey RAL 7015
Anthracite Grey RAL 7016	Anthracite Textured RAL 7016	TT 703 A special satin metallic effect (grey with micaceous iron ore particles)	Jet Black RAL 9005	Steel Blue RAL 5011
Moss Green RAL 6005	Fir Green RAL 6009	Flame Red RAL 3000	Sepia Brown RAL 8014	Cream RAL 9001

## Colours

Where doors are exposed to direct sunlight, dark colours should be avoided.

RAL references for colours are provided as a guide only to the nearest similar RAL colour. Colours will not match to other RAL finishes due to different coating processes, gloss levels, substrates and textures.

Colours shown are limited in accuracy by the printing process - samples should always be requested.

If you are matching to other finishes, always request a sample.

# DOOR DRIVES

## CARTECK MOTOR


## CarTeck MOTOR

UP TO 4877mm wide x 2250mm high:

OVER 4877mm wide x 2250mm high:

CarTeck MOTOR L60

CarTeck MOTOR I75



160mm/sec



200mm/sec

Doors over 2500mm high are supplied with a rail extension which is included in the doors overall price.

## CARTECK MOTOR OPTIONS & ACCESSORIES

Post & packing may apply to accessories not ordered with a door

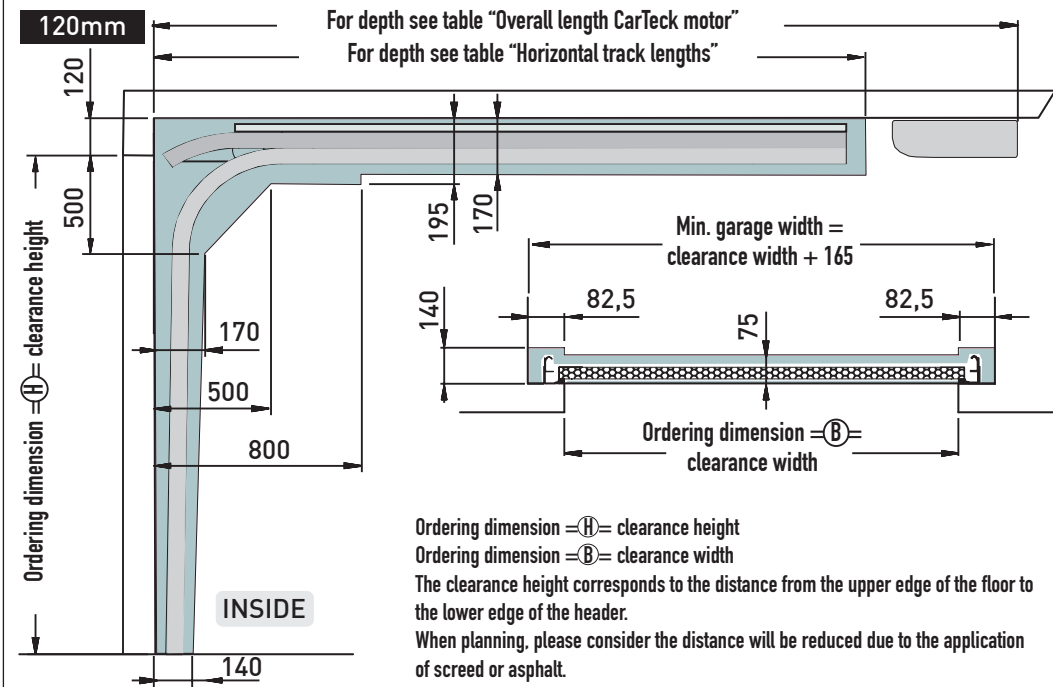
Transmitter 4 channel	£63	Extra twist fix rail bracket ea.	£43
myQ Gateway with photocells	£219	Extra hanging bracket ea.	£46
		Photocells	£94
		Wireless digital key pad	£146
myQ LED Radio Light Activated by transmitter 1500 lumen and 4000k light 1800mm power lead	£208	Wireless 2-channel wall control	£65
One-piece rail in place of standard 2-piece rail add	£26	External release for garages without a second entrance	£67
		Special 101 towing arm bracket	£142



# TECHNICAL CARTECK SECTIONAL GARAGE DOORS GSW 40-L

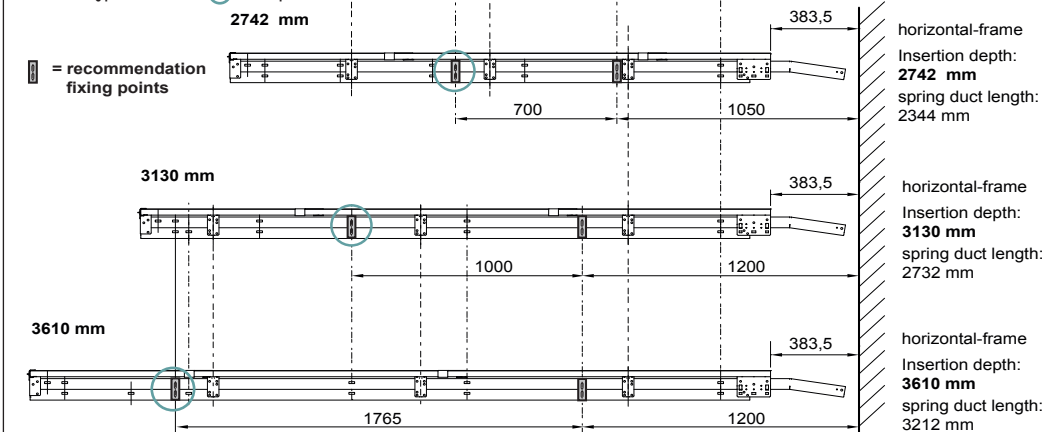
## DIMENSIONS ORDERING SIZES = DRIVE THROUGH SIZES

Observe the following measurement details to guarantee exact assembly and precise, reliable operation of CarTeck sectional garage doors.



## RECOMMENDED HORIZONTAL TRACK FIXING POINTS

If the rear spacer bar extending side fixings are securely fixed, the second fixing point, shown within  $\text{O}$  is not required.



## ORDERING NOTES:

Door heights achieved by mixing panel heights (except ribbed), use of 0, 9, 17, or 32mm bottom profiles or top & bottom panel cut downs. When ordering use metric sizes, imperial conversions are nominal.

## Frame holes & fixing brackets

Height	Width																Height			
	2084	2134	2235	2286	2388	2438	2591	2743	3048	3353	3658	3962	4216	4267	4420	4572		4877	5182	5500
3000																				3000
2875																				2875
2750																				2750
2625																				2625
2500																				2500
2375																				2375
2250																				2250
2204																				2204
2175																				2175
2125																				2125
2084																				2084
2050																				2050
2000																				2000
1925																				1925
1875																				1875
Height	2084	2134	2235	2286	2388	2438	2591	2743	3048	3353	3658	3962	4216	4267	4420	4572	4877	5182	5500	Height

Requires frame leg holes (standard frame) and twist fix frame leg brackets.

Twist fix frame leg brackets not required, but provided to assist with installation\*.

No holes in frame leg as an option (between fix frame with stiffener brackets required).

Twist fix frame leg brackets required.

No holes in frame leg as an option (between fix frame with stiffener brackets required).

Standard frame leg hole position from edge of frame leg (seal side) to centre of fixing holes = 55mm.

\*Doors below 70kg do not require twist fix brackets for strengthening, however they are included with all doors to assist with installation. They can be used outboard of the frame to locate a secure fixing when inboard fixing is not possible or sufficiently solid.

NOTE: 240mm headroom can affect these dimensions/specification - please consult the office when ordering. 2135mm high maximum for no holes frame with 240mm headroom kit.

## HORIZONTAL TRACK LENGTHS

☐ Allow 115mm headroom. Use standard lifting gear.

☐ Allow 140mm headroom above trays only.  
Gear uses twin springing & commercial roller spindles

Width																				
Height	2084	2134	2235	2286	2388	2438	2591	2743	3048	3353	3658	3962	4216	4267	4420	4572	4877	5182	5500	Height
3000																				3000
2875																				2875
2750																				2750
2625																				2625
2500																				2500
2375																				2375
2250																				2250
2204																				2204
2175																				2175
2125																				2125
2084																				2084
2050																				2050
2000																				2000
1925																				1925
1875																				1875
Height	2084	2134	2235	2286	2388	2438	2591	2743	3048	3353	3658	3962	4216	4267	4420	4572	4877	5182	5500	Height
Width																				

Horizontal tracks can be reduced on request for £176. Speak to the CarTeck sales office for limitations.

NOTE: 240mm headroom can affect these dimensions/specification - please consult the office when ordering.



## SPECIFICATION

### GSW 40-L Sectional door

#### DOOR:

Sectional door double skinned PUR foam core, 40mm thick CarTeck panels. Outer surface finished in choice of 4 standard designs and all standard listed CarTeck colours. Inner surface stucco design, colour similar to RAL 9002. Sections have a centre seal; EPDM, header, and floor seals. Different order heights are made up from mixing panel sizes, 4 different bottom profile sizes and reduced top panel heights.

#### FRAME:

Door frame is made from galvanized sheet steel, coil coated with polyester, prime coated similar to RAL 9016 or other Trend colour. Protective strips with EPDM sealing lips on both sides of the vertical tracks.

#### HARDWARE:

Galvanised finish, screwed hinges to all sections, adjustable rollers with ball bearings. Multiple tension springs and double cable system housed in low friction housing above horizontal tracks.

#### AUTOMATION:

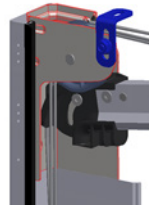
Door prepared for automation as standard with manual locking available as optional extra.

#### COLOURS

RAL references for colours are provided as a guide only to the nearest similar RAL colour. Colours will not match to other RAL finishes due to different coating processes, gloss levels, substrates and textures.

The door panel, frames and window frame colour shade, and surface lustre will show some slight variation, this is due to different base materials and coating methods.

## NO HOLES FRAME FIXING



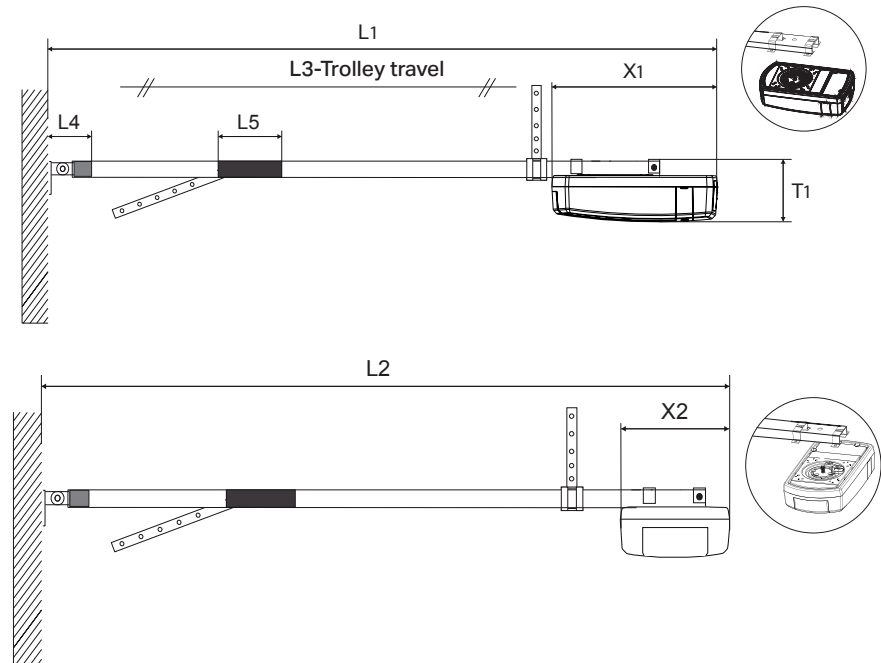
### IMPORTANT !

When fixing a no-holes frame between the reveal you must secure the frame to the lintel as shown using the 'L' bracket supplied.

If a good fixing cannot be achieved, alternative fixing methods must be used to secure the frame.



## CARTECK MOTOR L60 AND L75 DIMENSIONS



## LIFTING RANGE & RAIL REQUIREMENT FOR CARTECK MOTOR L60 AND L75

		Width																			
		L60								L75											
Height		2084	2134	2235	2286	2388	2438	2591	2743	3048	3353	3658	3962	4216	4267	4420	4572	4877	5182	5500	Height
3000																					3000
2875																					2875
2750																					2750
2625																					2625
2500																					2500
2375																					2375
2250																					2250
2204																					2204
2175																					2175
2125																					2125
2084																					2084
2050																					2050
2000																					2000
1925																					1925
1875																					1875
Height		2084	2134	2235	2286	2388	2438	2591	2743	3048	3353	3658	3962	4216	4267	4420	4572	4877	5182	5500	Height
		Width																			

>2500mm Rail Extension Required

<2500mm Standard Rail

**Rail Clash**

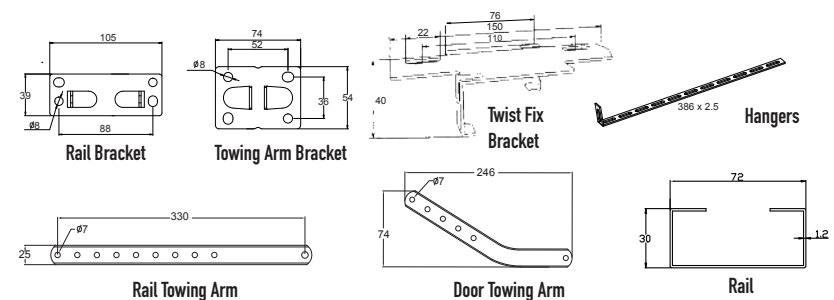
There is the potential for a clash between the motor head and the rear spacer bar on 3130mm track depth when using a standard length motor rail with restricted headroom. Contact the office for solutions, or use a rail extension.

>2500mm Rail Extension Required

<2500mm Standard Rail

#### Rail Clash

There is the potential for a clash between the motor head and the rear spacer bar on 3130mm track depth when using a standard length motor rail with restricted headroom. Contact the office for solutions, or use a rail extension.



Rail Details (mm)	Rail	L1	L2	L3	L4	L5	X1	X2
2500mm Door	3187	3372	3242	2687	180	165	380	142
3200mm Door	3980	4165	4035	3500	180	165	380	142



# GENERAL INFORMATION

## PRICING

Prices are in £'s Sterling. This price list supersedes and renders null any previous price list.

## SIZES

When ordering use metric sizes, imperial conversions are nominal.

## TERMS

Comprehensive terms and conditions are on line at: [www.teckentrup.co.uk/terms-conditions](http://www.teckentrup.co.uk/terms-conditions)

## DELIVERY

To company premises FOC.

To site £82 nett.

To Scotland, Highlands and Islands on application.

Congestion charges apply subject to post code locations.

## LEAD-TIMES

Lead times are subject to change and may be affected by the availability of raw materials, border delays and other factors beyond our control.

After placing your order you'll receive a confirmation with the week of delivery.

We work hard to maintain the advised delivery date and any slippage will be notified as soon as we become aware of an issue.

If you need a door for a specific date please call the sales office, we'll do our best to help.

## HANDLING

CarTeck Sectional Doors are delivered flat-packed. Doors are heavy and require suitable consideration for safe handling.

## CLEANING ON INSTALLATION

After the installation has been completed, clean and dry the door thoroughly inside and out with warm soapy water to remove any grease, dust and metal fragments from the door (these will discolour the door finish if left on the door).

## MAINTENANCE

Doors must be maintained as per the supplied Installation, Operating and Maintenance Manual by a Garage Door Specialist. Failure to carry out the required maintenance at the advised interval will invalidate the warranty.

## CLEANING

The door should be washed with a car shampoo or similar, every two months, to prevent the build up of dirt, salt, grit and other corrosive substances. If the door is in an area prone to coastal corrosion from airborne salts, the door should be cleaned monthly. Furthermore, cleaning lifting gear with a cloth soaked in a light oil will help to protect your door from corrosion — it must be accepted that salt air is very aggressive and extra care is required.

No caustic, abrasive or corrosive chemicals and substances, flood water, water runoff, or runoff from lead, copper or galvanic metal flashing should be allowed to come into contact with the door. Contaminants can lead to oxidation spots on the external face of the door. Windows that have a mock lead effect may show a white residue due to oxidation over time, this should be removed should it contact painted surfaces.

Ash, cement, dust, animal waste, or foreign substances should be removed immediately. Failure to ensure the door is cleaned and maintained as described will invalidate the doors' warranty.

For more information on what performance you can expect from your garage door, visit the Honesty Page on the Teckentrup website – [www.teckentrup.co.uk/garage-doors/the-honest-page](http://www.teckentrup.co.uk/garage-doors/the-honest-page)



HONESTY PAGE  
- SCAN ME!



## WHAT PERFORMANCE CAN I EXPECT?

As Part of the UKCA/CE marking process, each product must have its performance provided for a defined set of characteristics. Other characteristics can also be included if relevant to a door's performance, such as security. The following table shows the performance characteristics of each product in our range.

NPD signifies the product has not been measured for this characteristic (NPD – No Performance Determined)

PERFORMANCE CHARACTERISTIC	CarTeck Sectional Garage Doors
Resistance to Windload EN 12424	Class 2
Watertightness EN 12425	Class 2
Air Permeability EN 12426	Class 2
Thermal Transmittance EN 13241	1.38 W/m²k
Operating Forces (hand Operated) EN 12604	150 N
Operating Cycles EN 1191	NPD

## WARRANTY

The warranty periods only apply to products that have been correctly installed as per the instructions and have been used, maintained by a Garage Door Specialist and cleaned in accordance with the requirements set out in the operating and maintenance sections of instructions and labels.

### CARTECK GARAGE DOORS WARRANTY

#### 2-year manufacturer's guarantee

- on polymer and aluminium window units

#### 5-year manufacturer's guarantee

- on rollers, hinges, cable pulleys, cables and standard springs (opening/closing max. 5 times a day)

#### 10-year manufacturer's guarantee

- on panels against rust penetration from inside to outside
- against door panel separation of steel from foam
- on material and manufacturing flaws of all non-moving parts of the frame that are verifiably unusable or whose usability is substantially compromised
- on floor seal, intermediate seals, side seals and lintel seal against rotting

The guarantee does not apply to doors that are subjected to extreme conditions, e.g. corrosive influences resulting from use in a coastal climate with high salt content.

### CARTECK MOTOR WARRANTY

#### 5-year manufacturer's guarantee

- on mechanical defects, material and manufacturing flaws. (opening/closing max. 5 times a day)\*

\* Consumable Items are not included within warranty terms and conditions: hand transmitters, light bulbs, fuses & batteries.

### CARTECK PAINT FINISH WARRANTY

#### 5-year manufacturer's guarantee excluding coastal areas

- on peeling and blistering (normal colour fade excluded)

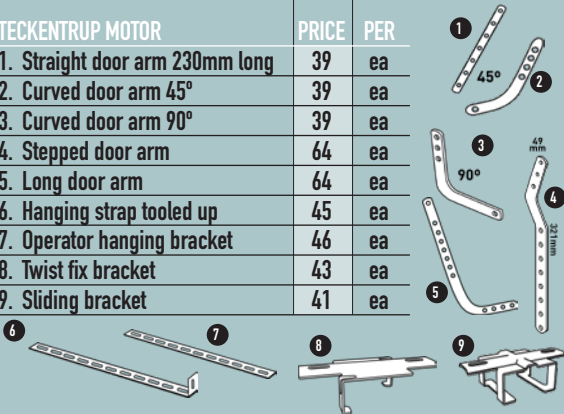


## DOOR SPARES

DOOR SPARES	Price	Per
<b>SECTIONAL</b>		
Bottom rubber	30	m
Side seals 2655mm/3000mm	35	ea
Top seal	15	m
Bottom profile 0mm	35	m
Bottom profile 9mm	42	m
Bottom profile 17mm	49	m
Bottom profile 32mm	66	m
Top panel cut down profile	35	m
Bottom panel cut down profile	35	m
Panels use width of 4 section equivalent	20%	of total door price
Legs	264	ea
Horizontal Tracks	232	ea
Tray covers	81	ea
Spacer bars	35	m
Headers	42	m
Cables	81	pr
Springs	35	ea
Spring clips	13	ea
Rollers/pulleys/shreave wheels	19	ea
Spring tensioners (thread/nuts/hooks)	35	ea
Intermediate brackets	49	ea
Bottom brackets	49	ea
Centre hinges	18	ea
Top roller bracket including roller	49	ea
<b>WINDOWS (Rectangle 1 &amp; 2, Square 1 &amp; 2)</b>		
Window front white	66	ea
Window front painted	125	ea
Window glass (polymer)	66	ea
Window back	66	ea
Windows screws (14)	13	pk

## AUTOMATION SPARES

TECKENTRUP MOTOR	PRICE	PER
1. Straight door arm 230mm long	39	ea
2. Curved door arm 45°	39	ea
3. Curved door arm 90°	39	ea
4. Stepped door arm	64	ea
5. Long door arm	64	ea
6. Hanging strap tooled up	45	ea
7. Operator hanging bracket	46	ea
8. Twist fix bracket	43	ea
9. Sliding bracket	41	ea



Teckentrup UK Limited,  
Units 2-4 Opus 9 Industrial Estate,  
Woburn Road, Winwick Quay Warrington WA2 8UE

[www.teckentrup.co.uk](http://www.teckentrup.co.uk)

t: 01925 924 050

f: 08701 314 843

e: [sales@teckentrup.co.uk](mailto:sales@teckentrup.co.uk)

**TECKENTRUP**  
DOOR SOLUTIONS

