

# THE CARTECK AUTOTREND

CarTeck Remote Control Sectional Garage Doors



Great value,  
no compromise  
on quality and  
fast delivery in  
as quick as 3-4  
weeks!



# THE CARTECK AUTOTREND RANGE



Designed specifically for the cost conscious buyer, the CarTeck AutoTrend range of remote control sectional garage doors offers great value without compromising on good looks or excellent performance.

Not only a great price, these doors are made to order in just **3-4\* weeks for stock designs and colours and just 6\* weeks for non-stock designs**. See each range for availability - stock designs and colours are grouped together and easy to identify with the pink spot - as shown to the right! \*The lead time depends on location and may also increase during periods of high demand - please check with your supplier. You should also allow additional time for scheduling installation with your garage door supplier.



*\*The lead time depends on location and may also increase during periods of high demand - please check with your supplier. You should also allow additional time for scheduling installation with your garage door supplier.*

**CarTeck AutoTrend, no compromise on quality!**



# WHAT YOU GET WITH THE CARTECK AUTOTREND:




The option of a colour matched frame for the perfect finish!



All Trend colours, same price as white!



Made to measure, no restrictions on size and no cut-down charge!



2x Pearl Twin Transmitters for effortless remote control operation!



## CarTeck DRIVE<sup>500</sup>

CarTeck Drive 500 remote control opener, the industry's leading technology!



**Want to personalise your door?**

See pages 12 - 17 for window options, decals and automation accessories.

# AUTOTREND SOLID



**CarTeck DRIVE<sup>ce</sup>**

Includes a CarTeck DRIVE 500 remote control opener  
and two Pearl Twin Transmitters

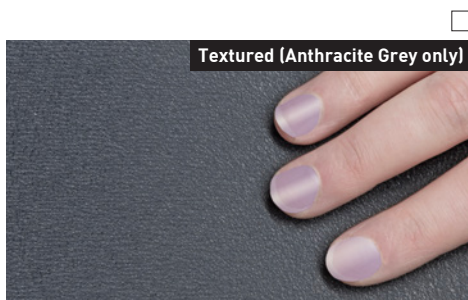

## The Modern Master

Simple, clean design sets apart the CarTeck AutoTrend Solid as the contemporary choice.




Choose from these surface textures and colours for 3-4 week lead time\*

### Surface Textures




### Colours

#### Textured Anthracite Grey (RAL 9016)



Doors include the option of a colour matched\*\* frame for a complete look!

#### White (RAL 9016)



#### Anthracite Grey (RAL 7016)

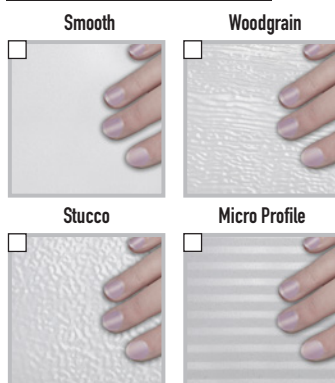


#### Jet Black (RAL 9005)



Choose from these surface textures/colour combinations for a 6 week lead time\*

### Surface Textures



### Colours

For important notes on colour, please see the back page.

<input type="checkbox"/> White RAL 9016	<input type="checkbox"/> **TT9016 Bling White with micaceous iron ore particles glitter effect	<input type="checkbox"/> Ice Crystal Grey Aluminium	<input type="checkbox"/> White Aluminium RAL 9006	<input type="checkbox"/> Grey Aluminium RAL 9007
<input type="checkbox"/> Light Grey RAL 7035	<input type="checkbox"/> Window Grey RAL 7040	<input type="checkbox"/> Quartz Grey RAL 7039	<input type="checkbox"/> Umbra Grey RAL 7022	<input type="checkbox"/> Slate Grey RAL 7015
<input type="checkbox"/> Anthracite Grey RAL 7016	<input type="checkbox"/> ***Anthracite Textured RAL 7016	<input type="checkbox"/> TT 703 A special satin metallic effect - grey with micaceous iron ore particles	<input type="checkbox"/> Jet Black RAL 9005	<input type="checkbox"/> Steel Blue RAL 5011
<input type="checkbox"/> Moss Green RAL 6005	<input type="checkbox"/> Fir Green RAL 6009	<input type="checkbox"/> Flame Red RAL 3000	<input type="checkbox"/> Sepia Brown RAL 8014	<input type="checkbox"/> Cream RAL 9001

\*\*TT9016 Bling White frame legs, headers & 3D profiles are finished in RAL 9016.

\*\*\*Only available on smooth surface texture.

\*The lead time depends on location and may also increase during periods of high demand – please check with your supplier.  
You should also allow additional time for scheduling installation with your garage door supplier.

# AUTOTREND CENTRE RIB



**CarTeck DRIVE<sup>CE</sup>**

Includes a CarTeck DRIVE 500 remote control opener and two Pearl Twin Transmitters




## The Style Master

Our most popular style. CarTeck AutoTrend's centre ribbed proportions give the door a refined designer feel that just works!



Choose from these surface textures and colours for 3-4 week lead time\*

### Surface Textures



Doors include the option of a colour matched\*\* frame for a complete look!

### Colours

#### Anthracite Grey (RAL 9016)



#### White (RAL 9016)

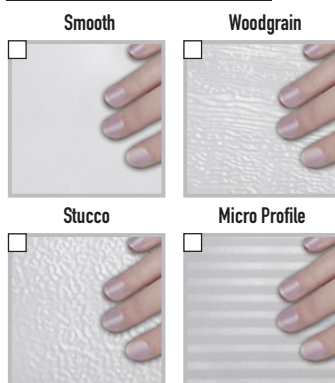


#### Jet Black (RAL 9005)



Choose from these surface textures/colour combinations for a 6 week lead time\*

### Surface Textures



### Colours

For important notes on colour, please see the back page.

<input type="checkbox"/> White RAL 9016	<input type="checkbox"/> **TT9016 Bling White with micaceous iron ore particles glitter effect	<input type="checkbox"/> Ice Crystal Grey Aluminium	<input type="checkbox"/> White Aluminium RAL 9006	<input type="checkbox"/> Grey Aluminium RAL 9007
<input type="checkbox"/> Light Grey RAL 7035	<input type="checkbox"/> Window Grey RAL 7040	<input type="checkbox"/> Quartz Grey RAL 7039	<input type="checkbox"/> Umbra Grey RAL 7022	<input type="checkbox"/> Slate Grey RAL 7015
<input type="checkbox"/> Anthracite Grey RAL 7016	<input type="checkbox"/> ***Anthracite Textured RAL 7016	<input type="checkbox"/> TT 703 A special satin metallic effect - grey with micaceous iron ore particles	<input type="checkbox"/> Jet Black RAL 9005	<input type="checkbox"/> Steel Blue RAL 5011
<input type="checkbox"/> Moss Green RAL 6005	<input type="checkbox"/> Fir Green RAL 6009	<input type="checkbox"/> Flame Red RAL 3000	<input type="checkbox"/> Sepia Brown RAL 8014	<input type="checkbox"/> Cream RAL 9001

\*\*TT9016 Bling White frame legs, headers & 3D profiles are finished in RAL 9016.

\*\*\*Only available on smooth surface texture.

\*The lead time depends on location and may also increase during periods of high demand – please check with your supplier.  
You should also allow additional time for scheduling installation with your garage door supplier.

# AUTOTREND STANDARD RIB



**CarTeck DRIVE<sup>500</sup>**

Includes a CarTeck DRIVE 500 remote control opener  
and two Pearl Twin Transmitters




## Simple, Timeless

Horizontal rib styling is a wonderfully simple way to create a design that is at home on any style of house, choose white or add a splash of colour!

Choose from these surface textures and colours for 3-4 week lead time\*



### Surface Textures



Doors include the option of a colour matched\*\* frame for a complete look!

### Colours

#### Anthracite Grey (RAL 9016)



#### White (RAL 9016)

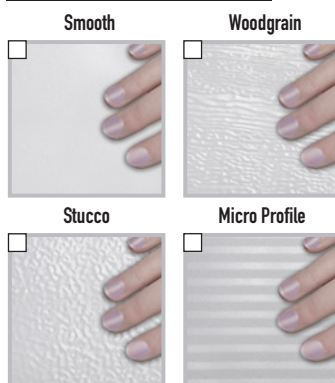


#### Jet Black (RAL 9005)



Choose from these surface textures/colour combinations for a 6 week lead time\*

### Surface Textures



### Colours

For important notes on colour, please see the back page.

<input type="checkbox"/> White RAL 9016	<input type="checkbox"/> **TT9016 Bling White with micaceous iron ore particles glitter effect	<input type="checkbox"/> Ice Crystal Grey Aluminium	<input type="checkbox"/> White Aluminium RAL 9006	<input type="checkbox"/> Grey Aluminium RAL 9007
<input type="checkbox"/> Light Grey RAL 7035	<input type="checkbox"/> Window Grey RAL 7040	<input type="checkbox"/> Quartz Grey RAL 7039	<input type="checkbox"/> Umbra Grey RAL 7022	<input type="checkbox"/> Slate Grey RAL 7015
<input type="checkbox"/> Anthracite Grey RAL 7016	<input type="checkbox"/> ***Anthracite Textured RAL 7016	<input type="checkbox"/> TT 703 A special satin metallic effect - grey with micaceous iron ore particles	<input type="checkbox"/> Jet Black RAL 9005	<input type="checkbox"/> Steel Blue RAL 5011
<input type="checkbox"/> Moss Green RAL 6005	<input type="checkbox"/> Fir Green RAL 6009	<input type="checkbox"/> Flame Red RAL 3000	<input type="checkbox"/> Sepia Brown RAL 8014	<input type="checkbox"/> Cream RAL 9001

\*\*TT9016 Bling White frame legs, headers & 3D profiles are finished in RAL 9016.

\*\*\*Only available on smooth surface texture.

\*The lead time depends on location and may also increase during periods of high demand – please check with your supplier.  
You should also allow additional time for scheduling installation with your garage door supplier.

# AUTOTREND GEORGIAN



CarTeck DRIVE<sup>®</sup>

Includes a CarTeck DRIVE 500 remote control opener  
and two Pearl Twin Transmitters


## The Classic

The Georgian design features are a timeless favourite and work beautifully with the addition of windows for an added accent and natural light.



Choose from these surface textures and colours for 3-4 week lead time\*

### Surface Textures



### Colours

White (RAL 9016)



Doors include the option of a colour matched\*\* frame for a complete look!

Compare a CarTeck Georgian panel design to any other door on the market. The CarTeck Georgian stamp has classic proportions compared to the shallower and shorter stamps of other profiles.

Visually, this means CarTeck Georgian doors are more attractive and better balanced in their overall proportions.



Choose from these surface textures/colour combinations for a 6 week lead time\*

### Surface Textures



### Colours


For important notes on colour, please see the back page.

<input type="checkbox"/> **TT9016 Bling White with micaceous iron ore particles glitter effect	<input type="checkbox"/> Ice Crystal Grey Aluminium	<input type="checkbox"/> White Aluminium RAL 9006	<input type="checkbox"/> Grey Aluminium RAL 9007	<input type="checkbox"/> Light Grey RAL 7035
<input type="checkbox"/> Window Grey RAL 7040	<input type="checkbox"/> Quartz Grey RAL 7039	<input type="checkbox"/> Umbra Grey RAL 7022	<input type="checkbox"/> Slate Grey RAL 7015	<input type="checkbox"/> Anthracite Grey RAL 7016
<input type="checkbox"/> TT 703 A special satin metallic effect - grey with micaceous iron ore particles	<input type="checkbox"/> Jet Black RAL9005	<input type="checkbox"/> Steel Blue RAL 5011	<input type="checkbox"/> Moss Green RAL 6005	<input type="checkbox"/> Fir Green RAL 6009
<input type="checkbox"/> Flame Red RAL 3000	<input type="checkbox"/> Sepia Brown RAL 8014	<input type="checkbox"/> Cream RAL 9001		


\*\*TT9016 Bling White frame legs, headers & 3D profiles are finished in RAL 9016.

\*The lead time depends on location and may also increase during periods of high demand – please check with your supplier. You should also allow additional time for scheduling installation with your garage door supplier.


# AUTOTREND WINDOWS



Scratch-resistant Polymer  
Double Pane  
Clear



Scratch-resistant Polymer  
Double Pane\*  
Frosted




Scratch-resistant Polymer  
Double Pane\*  
Satin

\*The exterior pane is Frosted/Satin and the interior pane is Clear.

Scratch-resistant Polymer, double glazed windows in attractive designs allow natural light into your garage.

As harmonious integration or intentional contrast – aligned with other facades and windows, vision elements play a key role in shaping the overall architecture of your house.



Window frames are coloured to be similar to the door panel. Selected Trend colours are finished in a complementary flat colour Textured Anthracite (RAL7016), Ice Crystal Grey Aluminium (RAL9007) and TT9016 Bling White (RAL9016). The surrounds on aluminium GSA window sections are finished in a smooth finish.

Window frame colour shade and surface lustre will show a variance from the panel finish as the base material and coating methods are different.



Rectangle 1



Rectangle 2\*



Cross mullion



Rhombus Mullion



Square 1\*



Rectangle 3\*



Square 2\*



GSA Aluminium light strip


\*Not available on Georgian style

# AUTOTREND BLING

## Bling Windows

High-grade window units add natural daylight with a contemporary twist. Windows are constructed with an aluminium casement and polymer glazing unit.

### Glazing Styles



Satin



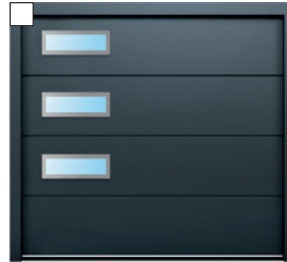
Clear



Athena - 406mm x 203mm



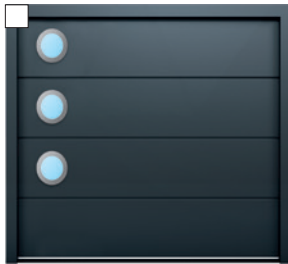
Versus - 900mm x 1000mm



Sigma - 610mm x 200mm



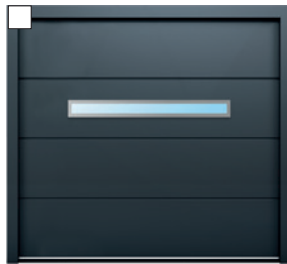
Gamma - 534mm x 344mm



Zeta - ø280mm



Alpha - 280mm x 280mm

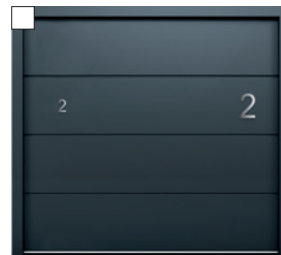


Kappa - 1860mm x 180mm

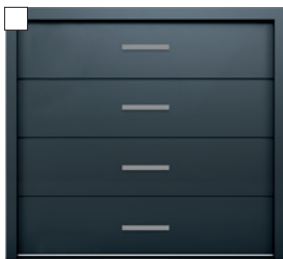
The images here and below show the most popular combinations. If you'd like alternative configuration, just ask!

## Decals


High-grade alunox decals are factory bonded to your door for added visual appeal. Each decal can be positioned to suit your sense of design, however, popular arrangements are shown here.




Writing  
100mm/200mm




Access 1 - 431mm x 40mm



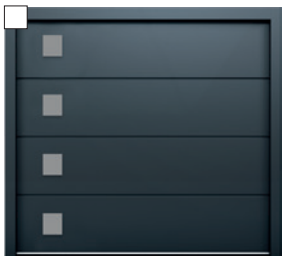
Access 2 - 430mm x 40mm



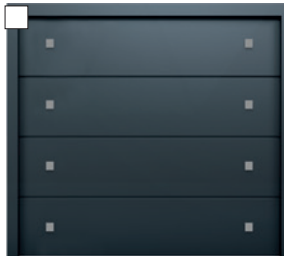
Access 3 - 215mm x 40mm



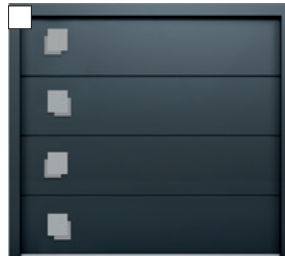
Access 4 - 400mm x 86mm



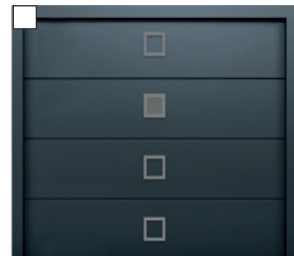
Access 5 - 180mm x 180mm



Access 6 - 70mm x 70mm



Access 7 - 150mm x 150mm



Access 8 - 194 mm x 194 mm

## Extras

Finishing touches to make your door easier to use.

### LETTER BOXES



### SPY HOLES



### PET FLAPS



# THE AUTOTREND STANDARD DRIVE

## CarTeck DRIVE<sup>CE</sup>

The CarTeck DRIVE 500 is supplied as standard on every CarTeck AutoTrend garage door.

### MAKING THINGS EASIER

CarTeck DRIVE makes so much sense. The fixed chain drive of the CarTeck DRIVE 500 is quieter and renowned for long-term reliability compared to revolving chain or belt designs.



Our doors and openers are independently tested and certified to all current safety legislation and carry a CE/UKCA mark.



### CARTECK DRIVE 500

The integrated drive and control unit of the CarTeck DRIVE 500 fits discreetly above the door. The DRIVE 500 can lift any size door. The 500 is available with selected option packs (see pages 14 - 15).

See the table for a specification overview.

	POWER	TRANSMITTERS	SPEED	LIGHTING	OPTIONS
DRIVE 500	500Nm	2 x Pearl Twin	180mm/sec ▶▶▶	1 x 3 LED Motor Light	Options see pg. 14 -15

## TRANSMITTERS

### PEARL TWIN

Each CarTeck AutoTrend comes with two Pearl Twin transmitters.



Harmony in motion

**SMART SOLUTIONS**

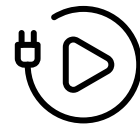
# OPTIONAL ACCESSORY PACKS

**These accessory packs are compatible with the DRIVE 500.**

Our accessory packs place you in control. Clever technology takes the guess work out of parking, keeps your garage dry, lights your way and keeps you moving even if power fails.

### PLUG AND PLAY!

Most our accessories are plug and play, with quick and easy-to-follow set up instructions!



## AMBIENCE PACKS

### AMBIENCE PACK 2




Relay

#### I NEED MORE LIGHT...

A relay allows control of other garage or garden security lighting.


### AMBIENCE PACK 3



#### I NEED MORE LIGHT...

LED strips flood the garage with light and are activated by motion sensor or remote control.

### AMBIENCE PACK 4




#### I NEED MORE LIGHT...

Light bars make a statement whilst also lighting your way. Activated via motion sensor.



## ACCESS PACKS

**ACCESS PACK 1**




Keypad (without Courier function)

**I WANT KEYLESS ACCESS...**

Leave your keys at home and enter using a wall mounted outdoor wireless keypad via a code.

**ACCESS PACK 2**

Wall Switch



**DID I SHUT THE DOOR?**

Check its position from within your home with a two function wall switch.

**ACCESS PACK 3**



Keypad

**I WANT KEYLESS ACCESS...**

For transmitter-free access and the ability to control up to five different functions.

**ACCESS PACK 4**



Keypad

**I NEED A COURIER FUNCTION...**

Program your door to open a short distance for parcels to be posted underneath. (Includes safety pack 1)

**SECURITY PACKS**

**SECURITY PACK 2**



Buzzer Relay

**I NEED MORE SECURITY...**

The relay allows control of other garage or garden security lighting. The buzzer recognises break-in attempt outputs a loud signal tone.

**SAFETY PACKS**

**SAFETY PACK 1**



Photoeye

**I WANT OBSTRUCTION DETECTION...**

Add non-contact obstruction detection with Photoeye that uses an infra-red light beam across the opening.

**TRANSMITTERS**

**THE PEARL VIBE**



Pearl Vibe with bidirectional communication

**I WANT EXTRA CONTROL...**


The Pearl Vibe transmitter vibrates to confirm its received your command confirms if the door is in the open or closed position.

**SMART PACKS**

**SOMWEB SMART PHONE CONTROL**

**I WANT SMART PHONE CONTROL...**

The SOMweb system enables you to control up to 10 garage doors via a smartphone app or web browser. You can even receive real-time notifications of your doors movements via the app or e-mail. For the door to be operated remotely, safety photocells are supplied with the Somweb system.



SOMweb Hub

Photoeye

## THE ACCESSORY PACK BOOKLET

Scan me!



To find our more about accessory packs and watch videos of them in action, scan the QR code to download a copy of the booklet...



# THE AUTOTREND OPTIONAL DRIVES

## CarTeck DRIVE<sup>CE</sup>

If you would like additional functionality for your AutoTrend garage door, we have a number of options available:

### CARTECK DRIVE 600

The integrated drive and control unit of the CarTeck DRIVE 600 fits discreetly above the door.

The DRIVE 600 can lift any size door. The 600 is available with all option packs (see pages 14, 15 & 17).



Motor light on DRIVE 600

See the table for a specification overview.

	POWER	TRANSMITTERS	SPEED	LIGHTING	OPTIONS
DRIVE 600	600Nm	2 x Pearl	240mm/sec ▶▶▶	1 x 6 LED Motor Light	Options see pg. 14, 15 & 17

### CARTECK DRIVE PRO 500 600

The separate control unit of the CarTeck DRIVE PRO 500 and 600 allows for flexible installation at a location close to available power sockets.



Motor light on PRO 500 & 600

PRO 600 Control Unit

Both the DRIVE PRO 500 and the 600 can lift any size door. The 600 is available with all the option packs (see pages 14, 15 & 17) and the 500 is available with selected options (see page 14 & 15).

	POWER	TRANSMITTERS	SPEED	LIGHTING	OPTIONS
DRIVE PRO 500	500Nm	2 x Pearl Twin	180mm/sec ▶▶▶	1 x 3 LED Motor Light	Selected option packs see pg. 16-19
DRIVE PRO 600	600Nm	2 x Pearl	240mm/sec ▶▶▶	1 x 6 LED Motor Light	All option packs see pg. 16-19



DRIVE PRO 500 or 600 low level front mounted control



DRIVE PRO 500 or 600 ceiling mounted control



DRIVE PRO 500 or 600 low level rear mounted control

## TRANSMITTERS

### PEARL TWIN

The Pearl Twin transmitter has twin buttons that can be configured for two functions such as open and close and turn on the light.



### PEARL

The Pearl transmitter has four buttons that can be configured to suit your requirements - open and close, turn on the light, operate a second door and so on.






These accessory packs are compatible with the DRIVE 600 & DRIVE PRO 600 in addition to all the packs on pages 14 - 15. For packs compatible with the DRIVE PRO 500, see pages 14 - 15.

## PARKING PACKS

**PARKING PACK 1**




Laser & reflector

**I NEED HELP PARKING...**

The laser and reflector provide a visual assistance to help guide you for precise parking in your garage.

**PARKING PACK 2**




Humidity sensor

**I DON'T WANT MOULD...**

Humidity sensor automatically opens your garage door a short distance to allow air to circulate.

## SECURITY PACKS

**SECURITY PACK 1**




Lock Buzzer

**I NEED SECURITY...**

Lock mechanically locks the motor to resist an attack force of 300 kgs. The buzzer recognises a break-in attempt and outputs a loud signal.

## AMBIENCE PACKS

**ACCESS PACK 4**




Motion sensor DRIVE lighting strip

**I NEED MORE LIGHT...**

Extra lighting strips for the control units can be combined with the motion sensor to switch on automatically as you enter.

## POWER PACKS

**POWER PACK**




Battery

**I WANT A BACKUP...**

The Battery Pack will supply power during power outages allowing you to open and close your garage door for up to 5 cycles.

## SMART PACKS

**SMART PACK**



Output

**I WANT CONVENIENCE...**

Check the position of your garage door using your smart home system keeping everything in one place for the ultimate convenience.

## CARTECK MOTOR **As an alternative to the CarTeck DRIVE, choose the CarTeck motor:**

**CARTECK MOTOR 200 300**

The CarTeck Motor has flexible installation orientation and a choice of accessories.

300 series




200 series



**BATTERY BACK UP**



**TRANSMITTER**



2 channel

**TRANSMITTER**



4 channel

**TRANSMITTER**



3 channel bidirectional

**PHOTOCELLS**



**EXTERNAL RECEIVER**




1 channel

**DIGITAL KEY PAD**



**PUSH BUTTON**



Wireless



**SAFETY ABOVE ALL**

Safe operation of CarTeck AutoTrend is the overriding priority of every design decision we make. Precise manufacturing tolerances ensure quality is high and long-term reliability and durability is inherent, which in turn maintains safety.



**FINGER SAFE & HAND PROTECTION**

The patented finger pinch protection at panel joints protects you from injury. Protection at the side of the door prevents a hand from being accidentally caught between the frame and guide rail.



**QUIET DOOR OPERATION**

Innovative designs worked out in great detail, such as rollers made from special plastic, ensure quiet opening and closing. Rattling door movements are a thing of the past.

Our doors and openers are independently tested and certified to all current safety legislation and carry a CE/UKCA mark.





**MAXIMUM**





### CONCEALED SPRINGS

Where is the best and safest place for springs? One place - concealed and enclosed, high up in top trays, safely away from fingers. The trays also keep the springs in pristine condition, ensuring long-term smooth and quiet operation.

Concealed springs shown from above with the covers removed.

-  Safe, concealed springs
-  Visible, dust traps and potentially within reach of inquisitive little fingers



### SAFETY SENSING



The motor control units' safety circuits monitor force levels many times every second. If the door encounters an obstruction, it is instantly sensed and the motor stops and reverses a short distance.

### 6 POINT GUARANTEE

The warranty periods below only apply to products that have been correctly installed as per the instructions, maintained by a Garage Door Specialist and operated and cleaned in accordance with the requirements set out in the operating and maintenance sections of instructions and labels.

#### 2-year manufacturer's guarantee

- on polymer and aluminium window units

#### 5-year manufacturer's guarantee

- on rollers, hinges, cable pulleys, cables and standard springs (opening/closing max. 5 times a day)


#### 10-year manufacturer's guarantee

- on panels against rust penetration from inside to outside
- against door panel separation of steel from foam
- on material and manufacturing flaws of all non-moving parts of the frame that are verifiably unusable or whose usability is substantially compromised
- on floor seal, intermediate seals, side seals and lintel seal against rotting

The guarantee does not apply to doors that are subjected to extreme conditions, e.g. corrosive influences resulting from use in a coastal climate with high salt content.

### EXTERNAL RELEASE

In the event of power failure, the motor can be disengaged using the discreet external release. This should be fitted if no alternative access to the garage is available to allow manual operation of the door until power returns.



Terms & conditions apply - see: [www.teckentrup.co.uk](http://www.teckentrup.co.uk)



# SAFETY & PERFORMANCE

## LOOKING FOR...



### MORE COLOURS?

#### The options are endless!

Choose from a range of Trend colours, wood effect finishes or any RAL colour.



### SIDE DOORS?

#### The perfect match!

Add easy and elegant access on foot with a matching side door! See the CarTeck Side Hinged brochure for the full range!

## AVAILABLE WITH CARTECK AUTOMATIC!



You'll find an array of options available with our CarTeck Automatic range of garage doors! Scan the QR code to download copy of the brochure for all the details...



### A note about colour

Where doors are exposed to direct sunlight, dark colours should be avoided.

RAL references for colours are provided as a guide only to the nearest similar RAL colour. Colours will not match to other RAL finishes due to different coating processes, gloss levels, substrates and textures. Similarly, special RAL, BS, wood effects or other colours will not be a precise match.

Colours shown are limited in accuracy by the printing process - samples should always be requested.

All frame legs, headers & 3D profiles are available in smooth finish only.

April 2023

Teckentrup UK Limited, Units 2-4 Opus 9 Industrial Estate,  
Woburn Road, Winwick Quay, Warrington WA2 8UE

t: 01925 924 050

f: 08701 314 843

e: sales@teckentrup.co.uk

**TECKENTRUP**  
DOOR SOLUTIONS

### Quality & Environment

Teckentrup operates to quality procedures audited to ISO 9001. We care about the environment too - this is why our products are certified in accordance with the Environmental Product Declaration (EPD).

ISO 14001 Environmental Management

ISO 50001 Energy Management



WWW.TECKENTRUP.CO.UK