



CARTECK SWITCH INSULATED SIDE HINGED GARAGE DOOR.

Out with the old, in with the new, the easy upgrade



Renovating or upgrading?

Switch to CarTeck! Switch Insulated Side Hinged Garage Doors

Many garages in the UK have an up and over door in one of four standard sizes -

7'0" w x 6'6" h (2134mm x 1981mm) 7'0" w x 7'0" h (2134mm x 2134mm)
7'6" w x 6'6" h (2286mm x 1981mm) 7'6" w x 7'0" h (2286mm x 2134mm)

They are typically fitted onto a 70mm timber frame.

New build garage openings are typically one of two standard sizes -

7'0" w x 7'4" h (2254mm x 2240mm) 7'6" w x 7'4" h (2406mm x 2240mm)

Replacing these doors with a CarTeck Switch insulated side hinged garage door is simple. As the name suggests, these doors allow for a straight switch and are made to replace the door and frame sizes above - how easy is that!

The sizes shown right are the over-frame sizes that suit the openings left after removing a doors and frame. Sizes are reduced by 20mm on the width and 10mm on the height allowing for fitting tolerance. Doors include wind-out lugs for easy installation - no packers required!

Brickwork Opening Sizes:

Width	x	Height
2274mm	x	2051mm
2274mm	x	2204mm
2274mm	x	2250mm
2426mm	x	2051mm
2426mm	x	2204mm
2426mm	x	2250mm

CarTeck Switch Over-Frame Sizes:

Width	x	Height	Replaces:
2254mm	x	2041mm	(7066)
2254mm	x	2194mm	(7070)
2254mm	x	2240mm	(7074)
2406mm	x	2041mm	(7666)
2406mm	x	2194mm	(7670)
2406mm	x	2240mm	(7674)

Three styles with a smooth finish in three colours and six standard sizes:



Horizontal Centre Ribbed White



Horizontal Centre Ribbed Black



Horizontal Centre Ribbed Anthracite



Vertical Centre Ribbed White



Vertical Centre Ribbed Black



Vertical Centre Ribbed Anthracite



Classic White



Classic Black



Classic Anthracite



Goodbye old up and over door!

CARTECK SWITCH INSULATED SIDE HINGED GARAGE DOOR.

Out with the old, in with the new, the easy upgrade



BS EN 13241-1

Our doors are independently tested and certified to all current safety legislation and carry a CE/UKCA mark.



SOLID 40MM THICK PANELS

Doors are built with 40mm thick interlocking insulated panels and an aluminium hollow section frame that provides excellent strength, rigidity and resistance to corrosion.



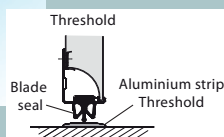
HIGH QUALITY HINGES

Aluminium surface mounted hinges are easily adjusted. Three hinges are fitted to each leaf.



ALUMINIUM STRIP THRESHOLD

The aluminium profile provides a simple low profile threshold (without a weather strip). The bottom of the door leaf has a blade seal.



DOUBLE WEATHER STRIPS AND MITRED CORNERS

In addition to the circumferential weather strip around the door leaf, the door frame has a three-sided weather strip for excellent draught reduction. Profiles are mitre jointed for a neat finish.



FLUSH BOLT SECURITY

The inactive leaf is secured with flush bolts to the top and bottom of the leaf. Each bolt has an adjustable flush bolt plate for greater versatility on the position of the leading edge on the inactive leaf as seals compress over time.



SECURITY LOCK CYLINDER

Certified to BS EN1303 Cylinder Security Grade 2, our lock cylinder provides enhanced security and is anti-drill and anti-pick. The cylinder also features a break off system which is designed to prevent the cylinder from being broken by including a 'sacrificial' section that breaks off if an attempt to break the cylinder is made, whilst leaving sufficient cylinder remaining to still operate the lock with a key.


Every door comes with three keys as standard. Additional keys can be cut at a high street locksmiths.



STAINLESS STEEL HANDLES AND SECURITY LOCKING

High grade stainless steel handles and lock covers are tough and attractive, whilst the latch and dead bolt combination provides dependable security. A convenient thumb turn operates the lock from the inside.

The inactive leaf incorporates a stainless steel strike plate with an adjustable latch plate for precise latching and a steel lock keep box for added attack resistance.



FRICTION DOOR STAYS

Each leaf is fitted with an easy-action friction stay to hold the door leaf open.

Note - not designed for high wind applications.



CLASSIC, CONTEMPORARY

TECKENTRUP
DOOR SOLUTIONS

Teckentrup is a family business with operations throughout the world. In the UK, we make our garage doors in Warrington, Cheshire. CarTeck is available through a national network of independent Garage Door Specialist installers.

Teckentrup offers more than garage doors...
We provide solutions and have set three quality standards for our garage doors:

Design. Security. Service.



April 2025

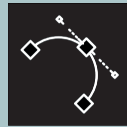
Teckentrup UK Limited, Units 2-4 Opus 9 Industrial Estate,
Woburn Road, Winwick Quay, Warrington WA2 8UE

t: 01925 924 050

f: 08701 314 843

e: sales@teckentrup.co.uk

TECKENTRUP
DOOR SOLUTIONS



Design

We combine ease of use with aesthetics

Good design uses innovative technology to make using a product intuitive and effortless. CarTeck garage doors offer a wide range of design options that will transform the look of your home and the way you use your garage space.



Safety & Security

We combine security with safety

Our products are designed to provide peace of mind with both physical security and the knowledge that durability and safe operation are inherent.



Service

We combine speed with reliability

The Teckentrup team and our network of Garage Door Specialists installers love to make your new door a pleasure to own. From planning to installation. You'll always receive expert advice and the best service for installation, maintenance and aftercare.

Quality & Environment

Teckentrup operates to quality procedures audited to ISO 9001. We care about the environment too - this is why our products are certified in accordance with the Environmental Product Declaration (EPD).



ISO 14001 Environmental Management

ISO 50001 Energy Management



WWW.TECKENTRUP.CO.UK