

From the 1st of August 2023, all Teckentrup CarTeck side hinged garage doors manufactured will have CONCEALED HINGES (if your door was ordered prior to this date and is yet to be delivered, the door drawing sent to you after the order confirmation will confirm the type of hinges you will receive).

At Teckentrup, we're always looking for new ways we can improve our products and make life easier for installers. The new concealed hinges bring a number of benefits:




- ✓ With no hinges at the edge of the frame, trimming up your opening is easy.
- ✓ Two or three hinges (dependent on size) are required per leaf, so adjustment is quick and simple.
- ✓ Goodbye visible hinges for a super sleek look.
- ✓ No hinges to the outside of the door removes an obvious point of attack and also makes it difficult to lever open the door should an attempt be made.
- ✓ Improved drive through width of up to 80mm between the frame compared to surface mounted hinges.
- ✓ As concealed hinges will be as standard, there is no extra cost.
- ✓ Surface mounted hinges are still available on request.



The new concealed hinges are very easy to adjust, see for yourself:



CONCEALED HINGE ADJUSTMENT VIDEO - SCAN ME!



### Vertical alignment

Use a T25 Torx to loosen these two screws to allow the leaf to move up and down in the frame profile, then tighten. All hinges may require adjustment.

### Leaf-to-frame clearance

Use a T25 Torx to loosen these two screws, align using the slotted hole, then tighten. All hinges may require adjustment.

### Gasket clamping force

Use a T25 Torx to loosen these two screws, align using the slotted hole, then tighten. All hinges may require adjustment.

**QUESTION?**

Call the team on: **01925 924 050**

Teckentrup UK Limited, Units 2-4 Opus 9 Industrial Estate,  
Woburn Road, Winwick Quay Warrington WA2 8UE  
t: 01925 924 050 f: 08701 314 843 e: sales@teckentrup.co.uk

WWW.TECKENTRUP.CO.UK

**TECKENTRUP**  
DOOR SOLUTIONS