

GREAT REASONS TO SELL CARTECK AUTOMATIC GARAGE DOORS



Great for consumers...

CarTeck garage doors are packed with features that will give you a genuine edge with consumers and help you make sales, confident you've given your customers the best.

Great for installers...

Not just a consumer favourite, our doors are designed to be the first choice for installers - fast and versatile with simple solutions for every fitting scenario.

A great company to deal with!

Great product is nothing without the support and commitment of our business to make sure that when you buy CarTeck you buy with complete confidence from a team you trust.

WHAT'S IN THIS BOOKLET?

Our objective is simple enough...

- Help you secure more door sales with a better profit opportunity.
- Arm you with some useful benefits to use with customers in a sales situation.
- Help you understand the installation solutions available.
- Help you increase the value of your sales with CarTeck DRIVE.
- Help you increase the value of your sales with great finishes and window options.

1

STAND OUT FROM THE CROWD



Page 3

2

THE KEY POINTS FOR CONSUMERS



Page 4

3

THE KEY POINTS FOR INSTALLERS



Page 8

4

A SOLUTION FOR EVERY INSTALLATION



Page 10

3

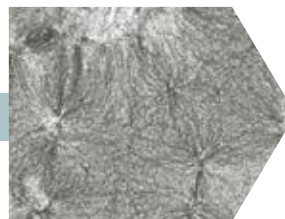
CARTECK DRIVE - ADD VALUE!



Page 18

4

COLOURS



Page 24

3

WINDOWS



Page 26

BE DIFFERENT - SELL A PREMIUM PRODUCT

There is more than one sectional garage door on the market...

We know this and you know this! If you have nothing but price to work with it becomes a race to the bottom. With CarTeck the conversation is about so much more.

CarTeck is a premium product with a story to tell that has plenty of things that set it apart... ...things that help you secure a sale and at a better price. **CarTeck is a better profit opportunity for your business.**



EXCLUSIVITY

When every man and his dog is selling the same product...

How many times have you been to an enquiry to find one of our competitors product quoted by several companies. Teckentrup doesn't give just anyone access to CarTeck. Yes we want geographical coverage, but we're honest and open about who we sell CarTeck through and we like to think we've given it the right consideration. Consequently it's unlikely you'll be pricing a job against another company selling CarTeck. **It's about trust and helping you win more sales.**

IT'S SIMPLE, SO THERE ARE LESS THINGS TO GET WRONG

Errors are costly...

There are less combinations and permutations to CarTeck. We still have a great solution to each installation type, it's just simpler. One (and the best) type of lifting gear, one headroom (low - 120mm), one side room (small - 85mm) and not much more... Once you've learnt CarTeck there's **less to remember, which means less to forget and less errors as a result. Saves time and helps your profitability.**

WE'RE ON YOUR TEAM

We care about your business...

Oh, everyone says that... but at Teckentrup we understand that every door matters. The people you speak to know the product - sizes, clearances, etc. and will support you to make sure your order is right and followed quickly with a confirmation. If time frames move, we'll tell you straight away so you can manage your fitting schedule with the minimum of pain.

If you're kind enough to give us your orders, we'll do all we can to make sure that each door and your purchasing experience is as good and profitable as it can possibly be, every time.

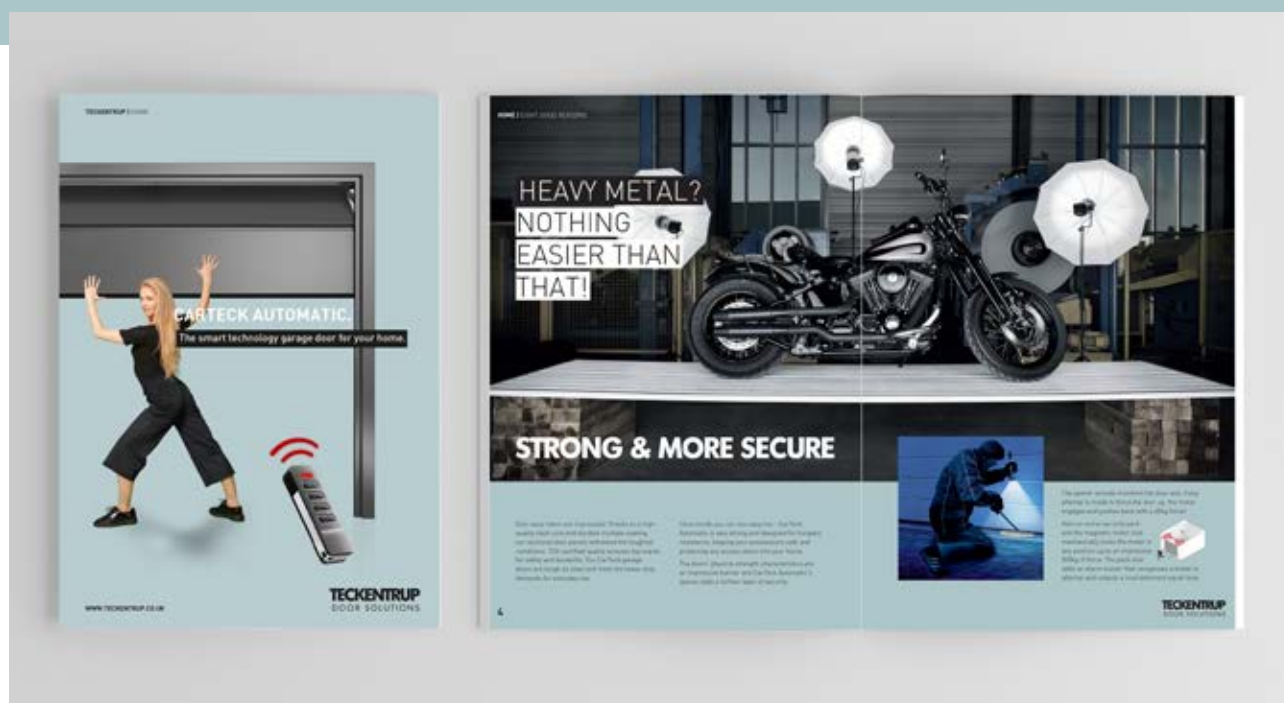
**A BETTER PROFIT OPPORTUNITY BY
STANDING OUT FROM THE CROWD**

TECKENTRUP
DOOR SOLUTIONS

THE KEY POINTS CONSUMER

Our brochure & website...

The recently produced brochure and the website gives a bite-sized presentation of the key points for consumers - summarised here, but please use these great tools for presenting CarTeck Automatic!




1 STRONG & MORE SECURE

Inherent strength

TÜV-certified quality ensures top marks for safety and durability - tough as steel and designed for burglary resistance.

CarTeck Automatic's opener adds a further layer of security - if any attempt is made to force the door up, the motor engages and pushes back with a 60kg force!



2 KEEP THE ELEMENTS AT BAY

Insulation and draught protection


40mm thick panels have an insulation 'U value' of 1.38 W/m²K as a complete door.

Bottom, side, top and inter-panel weather protection keeps out the elements.


3 SAFE, EASIER PARKING & MORE SPACE

Operational safety, neat & hidden away

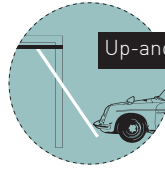
Where is the best and safest place for springs? One place - concealed and enclosed, high up in top trays, safely away from fingers. The trays also keep the springs in pristine condition, ensuring long-term smooth and quiet operation.



- Safe concealed springs
- Visible, dust traps and potentially within reach of inquisitive little fingers



Concealed springs shown from above with the covers removed.



Up-and-over door



Sectional door

Vertical travel allows for maximum drive through and use of space.



Before...



...After!

4 SMART TECHNOLOGY OPENERS

Making things easier

The fixed chain drive of the CarTeck DRIVE range is quieter and renowned for long-term reliability and the function packs add really useful and desirable extra features that consumers love and increase the value of your sales.



Our doors and openers are independently tested and certified to all current safety legislation and carry a CE mark.

5 MADE TO MEASURE, MADE TO LAST

Superb manufacturing

All doors are made to order and made to measure. Corrosion protection of every component is outstanding. Warranties are fair and comprehensive.



6 MAXIMUM SAFETY & PERFORMANCE

Safety above all

Safe operation of CarTeck Automatic is independently certified. Precise manufacturing tolerances ensure quality is high and long-term reliability and durability is inherent.



7&8 THE STYLES & OPTIONS

Balanced design

CarTeck Automatic is a design and precision engineering led garage door. Wonderful architect grade finishes and beautifully balanced styling are married with window options that add an impressive visual accent and practicality too, letting light into the garage space.



**OUR BROCHURE & WEBSITE HAVE BEEN
STRUCTURED TO HELP YOU SELL!**


TECKENTRUP
DOOR SOLUTIONS

THE KEY POINTS CONSUMER

When talking to customers...

You've covered the headline benefits of a sectional door - vertical travel, insulation, weather protection, strength, etc. It's worth expanding on a few points that really set CarTeck apart.

A SAFE DOOR



Out of harms way...

CarTeck extension springs are high up out of reach of inquisitive fingers in covered trays.



No sacrifice on headroom either - fit CarTeck and a CarTeck DRIVE in just 120mm - low headroom as standard!



WHERE SHOULD SPRINGS BE?



Goodbye ugly torsion springs

How often do you see rusty torsion springs and what effect does it have on performance?

What looks neater? Extension springs concealed and protected from corrosion in steel trays with lids.

Extension spring are better

What sort of up & over would you put on your own home? - Probably a retractable door. What counterbalance does that use? ...Extension springs.

It is a fact that extension springs deliver their energy in a much more linear fashion giving a better balanced door - even on doubles.

CarTeck trays also keep the springs in pristine condition, ensuring long-term smooth and quiet operation.

Spring safety - 4 cables Vs anti-drop

CarTeck springs are held by 4 cables as standard - this means that, should a cable fail, three remain, which is sufficient to close the door and allow a planned repair.

By comparison, how complicated are the anti-drop devices commonly used on torsion springs in practice? When a torsion spring anti-drop device engages, the door stops functioning. It leaves customers making an emergency repair call and their property at risk because the door can't be closed.

Certified safe

Our doors and openers are independently tested and certified to all current safety legislation and carry a CE mark.

HOW SHOULD A DOOR LOOK?

PERFECT FROM EVERY ANGLE!



Neat inside


Concealed extension springs - tick!

No big clunky hardware
- very neat hinges
and low profile roller
carriers - tick!



Back fixing but showing some frame?

CarTeck has a colour matched frame option for all sizes and including wood effect* for a quality finish every time...



Fitting between the reveal?

CarTeck has a colour matched between fix frame option including wood effect* with no holes up to 18'0"/5500mm wide & 2250mm high. Standard frames can also be used with 3D profiles to cover the frame holes on large doors and bridge gaps at the legs or head (no more mismatched PVC) for a quality finish every time...


*Wood Design frame legs, headers & 3D profiles in Night Oak & Rosewood are finished in a complimenting painted wood effect finish but will not match precisely. Golden Oak & Winchester are finished in a flat colour RAL 8014.
All frame legs, headers & 3D profiles are available in smooth finish only.



Beautiful proportions

Three Georgian features on doors from 2060mm wide - who wants 2 Georgian squares or ill-defined and small "hint of Georgian" profiles on a door?

Five features on a 14'0" door - beautifully proportioned design and fewer windows to pay for - better looking and better value...



Use our 3D colour matched profiles to neaten up edges and cover any gaps.

HOW SHOULD A DOOR SOUND?

QUIET & SMOOTH!



Eccentric rollers

Quick-adjust eccentric rollers are easy to fit and made from special plastic to ensure quiet operation and a snug fit - rattling doors and door movements are a thing of the past.

Fixed chain drive

CarTeck DRIVE uses a fixed chain - much quieter than the conventional rotating belt design, perfect for garages under a bedroom.

A FEW KEY DIFFERENCES MAKE CARTECK REALLY STAND ABOVE THE REST

TECKENTRUP
DOOR SOLUTIONS

THE KEY POINTS INSTALLERS

Designed with you in mind

The positives for consumers are matched with a host of benefits for installers - our objective is to make CarTeck the simplest a quickest door to install.

ONE LIFTING GEAR SO MUCH SIMPLER




One lifting gear is so much simpler...

- **No survey confusion** as to which gear configuration applies.
- **No forgetting** to include for low headroom kits in the price.
- **No forgetting** to order low headroom kits - low headroom as standard.
- **No upset customers** because they weren't expecting to pay more for a rear mounted low headroom torsion spring kit.
- **Less to learn** every door fits in the same quick way, so installers only need to learn one gear type.

Extension springs are the best because:

- **Safe** - high up out of harms-way.
- **Safe and protected from corrosion** - enclosed in steel trays with lids.
- **Low headroom as standard - 120mm is standard** on all but the largest doors that require 140mm (a double set of extension springs).
- **Attractive solution** - what looks better? Rusty low headroom rear torsion, front torsion spring or extension springs within frame legs - none of these! Extension springs concealed within trays win every time!
- **Easy to adjust, fast to fit** - extension springs fit in minutes and are so simple to adjust - just select a different slot - "Pull & Place"! No more Tommy bars!



Pull & Place tension adjustment

The best fit:

- **4 Sections up to 2280mm** – that extra 32mm can really help!
- **Extended range of Sizes available** – all European heights as standard plus 6'4", 6'9" 6'10" and 7'3". This means you can give your customer the door height best suited to their house, not just the height most convenient for the manufacturer to supply.
- **Wider range in stock** - because Teckentrup carries major components and panels, the difference between having a 13'0" x 2000 or a 13'0 x 2500 in stock is an extra panel rather than 2 complete doors.
This means we can react to your needs and has the benefit of "We can fit your door in 2-3 weeks" versus "It will take us 6-8 weeks to get the door into stock".
- **Standard available heights banded in to groups** (number of sections per door – 4,5 or 6) then all priced as one, across all widths. This means if you need a 13'0" x 2250 it's a standard size, just like a 7'0" x 2250.



Intermediate height or width or combination Next size + £148				Standard Widths		2084	2134	2235	2286	2388
				6'10"	7'0"	7'4"	7'6"	7'10"		
Standard Heights				Maximum Height mm						
				3000	3000	3000	3000	3000		
4 Sections	1875 6'2"	2050 6'9"	2175 7'2"	White	1245	1245	1247	1247	1324	
	1925 6'4"	2084 6'10"	2204 7'3"	Wood/Trend	1368	1368	1381	1381	1458	
	2000 6'6"	2125 7'0"	2250 7'4"	RAL	1648	1648	1658	1658	1755	
	Max 4 section height 2280									
5 Sections	2375 7'9"	2750 9'0"		White	1540	1540	1666	1666	1769	
	2500 8'2"			Wood/Trend	1880	1880	1884	1884	2000	
	2625 8'9"		Max 5 section height 2835	RAL	2061	2061	2075	2075	2196	
6 Sections	2875 9'5"			White	2215	2215	2220	2220	2356	
	3000 9'9"			Wood/Trend	2499	2499	2503	2503	2659	
				RAL	2799	2799	2814	2814	2959	



Easy to handle & repair

- **Flat pack doors** – we know how hard it is to heave around a crated door, so we flat pack ours for an easy and safe lift.
- **Replacement panel?** – Easy - no fuss and no wining - just 20% of the complete door price.
- **Stock Panels** - we carry good stocks of panel, so replacing panels is quick - we won't keep you waiting for supply from Germany every time.
- **We don't quibble** - dented panel? We'll get a new one out to you as a priority and worry about the cause of damage later, so you can finish the job.

**EASY TO LEARN, WELL THOUGHT-OUT
SIZING AND COMPONENT STOCKS**

TECKENTRUP
DOOR SOLUTIONS

THE KEY POINTS

FRAMES

INSTALLERS

Solutions for every installation

We know CarTeck is the best solution for installers - every scenario and opening has a solution - here they are explained in detail.

Two frame types



Standard Frame (with back fixing holes)

Use this frame for “back-fix”, “part-within fix” (show up to 48mm of frame leg within the opening) and “between the reveal fix” in conjunction with 3D profile covers.

Between Fix Frame (without back fixing holes)

Use this frame for between the reveal fix, up to a maximum size of 5500mm (18’0”) wide and 2250mm (7’4”) high.



Frame holes & fixing brackets

		Width																		
Height	2084	2134	2235	2286	2388	2438	2591	2743	3048	3353	3658	3962	4216	4267	4420	4572	4877	5182	5500	Height
3000																				3000
2875																				2875
2750																				2750
2625																				2625
2500																				2500
2375																				2375
2250																				2250
2204																				2204
2175																				2175
2125																				2125
2084																				2084
2050																				2050
2000																				2000
1925																				1925
1875																				1875
Height	2084	2134	2235	2286	2388	2438	2591	2743	3048	3353	3658	3962	4216	4267	4420	4572	4877	5182	5500	Height
		Width																		

Requires frame leg holes (standard frame) and twist fix frame leg brackets.

Twist fix frame leg brackets not required.

Twist fix frame leg brackets required.

No holes in frame leg as an option (between fix frame with stiffener brackets required).

No holes in frame leg as an option (between fix frame with stiffener brackets required).

The perfect “back-fix” solution

Colour matched frame legs and header

All our frame legs and header are smooth white as standard but are available colour matched as an option, ideal if the frame legs and header will be visible in the opening. All non-wood effect Trend coloured doors are available with colour matched frame legs and header.



Wood-effect colours are finished as follows: Night Oak & Rosewood frame legs are finished in a complementing painted wood effect finish to the door panel but will not match precisely. Golden Oak and Winchester frames are finished in a complementing flat colour to the door panel: Golden Oak (RAL8003), Winchester (RAL8001).

Door frame legs and headers are available in smooth texture only (not available in woodgrain embossed, stucco, or micro profile). Colour shade and surface lustre will show a variance from the panel finish as the base material and coating methods are different.

BACK FIX

Fast

Twist fix frame leg retaining brackets

Doors up to 2743mm (9'0") wide and 2250mm (7'4") high and under 70kg require no frame leg retaining brackets - fix straight through - see the table on the left hand page.

Doors over this size have retaining brackets that add extra stiffness. They just twist to fit and can be used inboard or outboard of the frame, saving up to 12 nut and bolt fitting and tightening time!

Don't forget **Only one hanger** is needed if you're using the rear spacer bar side extension fixing, two if not, and no need for a hanger at the curve in any configuration.



Fixing kits for door sizes

Width																				
Height	2084	2134	2235	2286	2388	2438	2591	2743	3048	3353	3658	3962	4216	4267	4420	4572	4877	5182	5500	Height
3000																				3000
2875																				2875
2750																				2750
2625																				2625
2500																				2500
2375																				2375
2250																				2250
2204																				2204
2175																				2175
2125																				2125
2084																				2084
2050																				2050
2000																				2000
1925																				1925
1875																				1875
Height	2084	2134	2235	2286	2388	2438	2591	2743	3048	3353	3658	3962	4216	4267	4420	4572	4877	5182	5500	Height
Width																				

All doors (back fix and between fix) will include one of the following fixing kits:

Back fix kit 1

4 x horizontal track hangers
2 x spacer bar side mounting rails

Back fix Kit 2

4 x horizontal track hangers
2 x spacer bar side mounting rails
10 x Twist fix retaining brackets (vertical tracks)

Back fix kit 3

6 x horizontal track hangers
2 x rear mounting rails
12 x Twist fix retaining brackets (vertical tracks)

BACK FIX

TECKENTRUP
DOOR SOLUTIONS

THE KEY POINTS

INSTALLERS

BETWEEN FIX

The perfect “between fix” solution

Between, behind and between - no problem

CarTeck's 120mm header is ideal for installation between as it completely fills the head space and can also be used in conjunction with 3D covers.

Option 1 - Colour Matched Between-Fix Frame (No Holes)

No holes means no need to use additional cover profiles, making the no holes frame the industry's most cost effective and simplest solution for a perfect finish on a “between-fix” installation.


Use our between fix frame with no holes, up to a maximum door size 5500mm wide x 2250mm high. These are available colour matched to the door - see back-fix frames section on previous page for details.

Doors will be supplied with a back-fix kit, 4 frame leg stiffener brackets and pre-fitted lintel fixing brackets.

Fix through the frame legs and header or use the twist fix header kit and between-fix kit.



Pre-fitted Lintel fixing brackets - IMPORTANT! These must be used to secure the top of the frame leg, preventing lateral movement.



Stiffener brackets ensure the frame legs are prevented from twisting.

Two options

Option 2 - Standard Frame & 3D Profiles

Use our standard frame (with back fixing holes) in conjunction with 3D profiles.

Doors will be supplied with a back-fix kit.

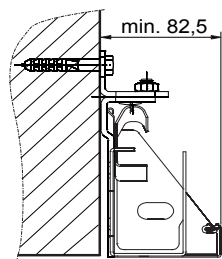
Fix through the frame legs and header or use the twist fix header kit and between-fix kit.

Optional extra accessories to make between fix easy:

Twist fix header kit a pair of brackets that facilitate a solid fix for the header by providing a fixing point for “L” shaped brackets.



Between fix kit brackets that allow a fixing to be made behind the frame leg.



Between fix bracket shown from both sides on a no-hole frame leg.



3D PROFILE KITS...

3D profile kits

If you are fitting between the reveal and not using the between-fix no hole frame, the fixing holes in the frame legs (used for back fixing) will be exposed.

The colour matched 3D profiles are in kits for on-site cutting to the required length.

Doors over 3000mm wide will require two 3D header pieces and a butted joint at the header unless you opt for the 85mm frame leg and additional header kit.

All non-wood effect Trend coloured doors are available with colour matched 3D profiles.

Wood-effect colours are finished as follows:

3D profiles in Night Oak & Rosewood frame legs are finished in a complementing painted wood effect finish to the door panel but will not match precisely. Golden Oak and Winchester 3D profiles are finished in a complementing flat colour to the door panel: RAL 8014.

3D profiles are available in smooth texture only (not available in woodgrain embossed, stucco, or micro profile). Colour shade and surface lustre will show a variance from the panel finish as the base material and coating methods are different.

The kits:

85mm frame leg kit

2no. 85mm x 12mm x 3000mm

85/120mm 3D profile kit

2no. 85mm x 12mm x 3000mm
1no. 120mm x 12mm x 3000mm

120mm 3D profile kit

3no. 120mm x 12mm x 3000mm

*85mm frame leg kit & additional door header

2no. 85mm x 12mm x 3000mm
(The additional door header will be supplied to the door ordering size +200mm)

70mm angle 3D kit

3no. 70mm x 12mm x 3000mm

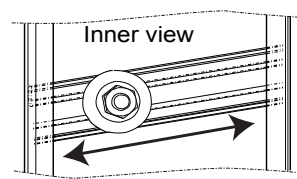
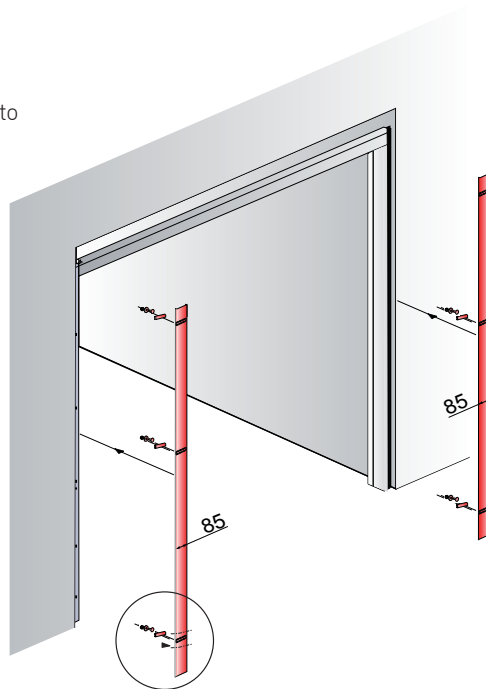
IMPORTANT! 3D frame legs include two lintel fixing brackets that must be used to secure the top of the frame leg, preventing lateral movement.



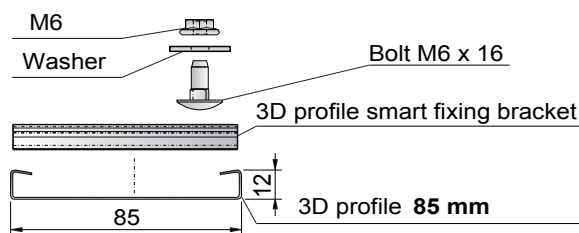
The 3D profiles have a smart fixing that allows for lateral movement - perfect for bridging small fitting gaps or tidying up the front face of the opening.

Shown here on the 85mm 3D profile.

* For doors over 3 metres wide - additional door header eliminates the join that would occur using a 120mm 3D profile (max length 3 metres)



3D profile smart fixing bracket
85 mm



THE KEY POINTS

INSTALLERS

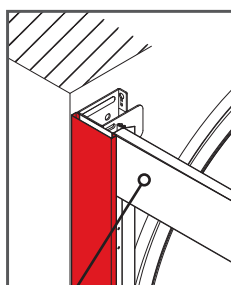
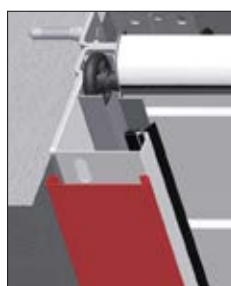
3D PROFILE KITS

85mm frame leg 3D profile kit

85mm frame leg 3D cover profiles for between the reveal fit with lateral movement for up to 30mm gap coverage or up to 30mm overlap.

85mm/120mm 3D profile kit

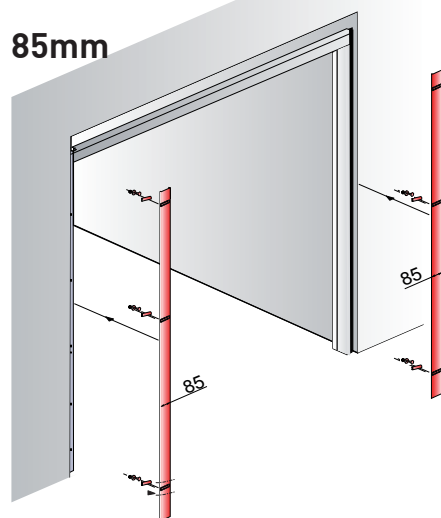
Also available in a kit with a 120mm header 3D cover profile.



Note: The frame leg 3D kit profiles are 12mm deep and will create a step at the header.

Use an 85/120 3D profile kit for a flush finish.

85mm



85mm/120mm

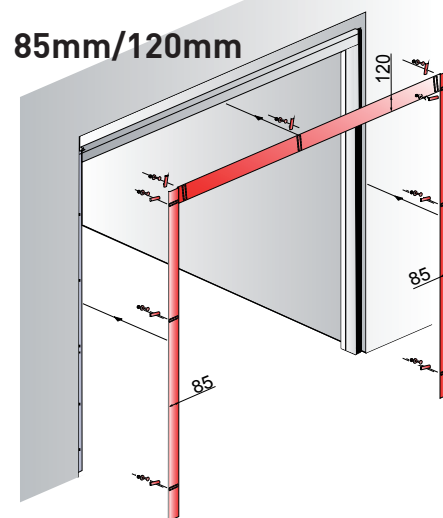


Image 1

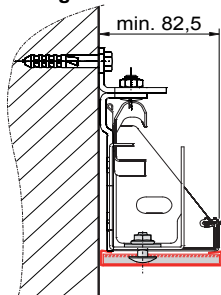


Image 2

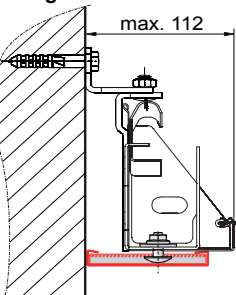


Image 3

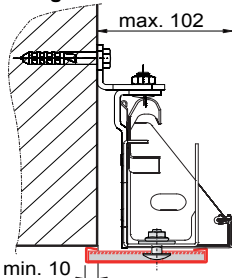
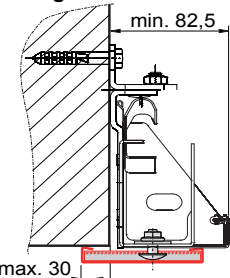


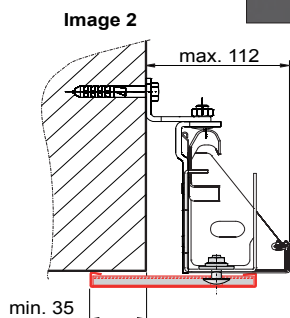
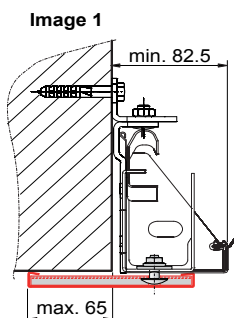
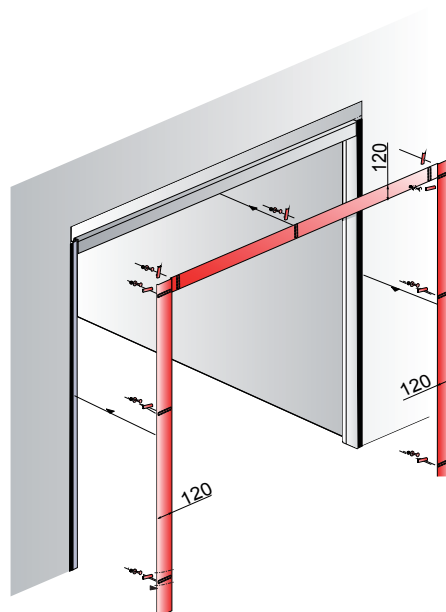

Image 4



N.B.! 3D profile kits must be used in conjunction with colour matched frames.

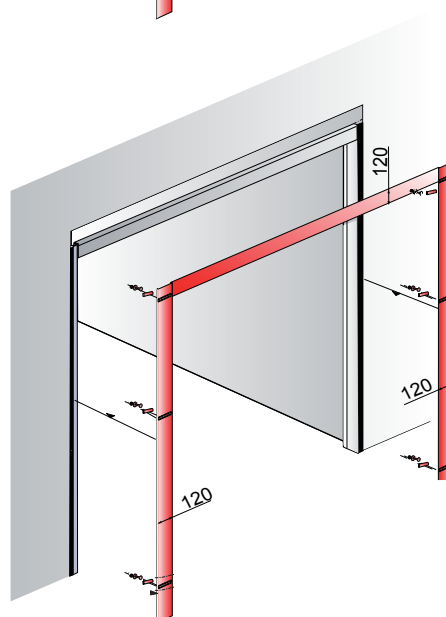
120mm 3D profile kit

120mm 3D cover profiles for between the reveal fit at the front edge with lateral movement for up to 65mm overlap.



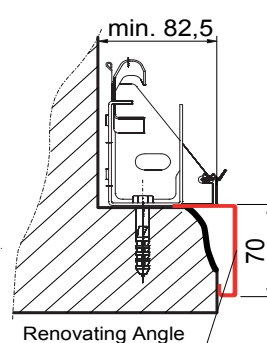
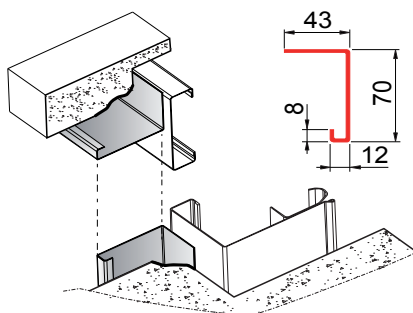

85mm frame leg kit & additional door header

Perfect for doors over 3000mm wide - our 120mm SD profile comes in 3000mm lengths requiring a butted joint on larger doors - this kit includes a second full-width single piece header for a seamless finish.



70mm angle 3D renovating profile

Use this when fitting behind the reveal or part between to neat up damaged openings. The 70mm angle 3D renovating profile is held between the frame and the brickwork and will cover the back corner of the opening to tidy up any damaged wall edges. Ideal when removing timber frame and brick work deteriorated. Supplied in 3000mm lengths for on-site cutting to the required length.



N.B.! 3D profile kits must be used in conjunction with colour matched frames.

120MM KIT, 85MM KIT & 70MM KIT

TECKENTRUP
DOOR SOLUTIONS

THE KEY POINTS INSTALLERS

Fewer means faster

CarTeck is quick - there's less to assemble and fewer fittings and fixings required to secure the frame and tracks. Clearances are small so tight spaces are easily handled.

INSTALLATION

ISSUE?

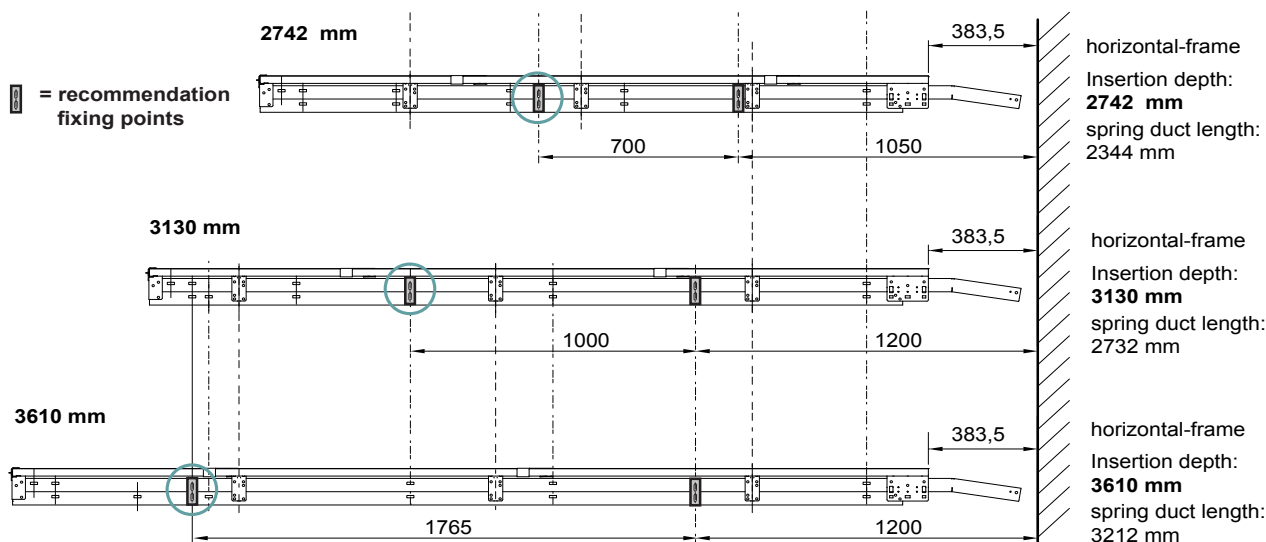
SOLUTIONS HERE!

Fewer hangers

Only one hanger is needed if you're using the rear spacer bar side extension fixing, two if not, and no need for a hanger at the curve.

Recommended horizontal track fixing points

If the rear spacer bar extending side fixings are securely fixed, the second fixing point, shown within  is not required.



Need shorter horizontal tracks? There is some scope for cutting down the horizontal tracks - contact the Sales office for advice.

240mm headroom kit

Great for getting over gas meter or when a pass door comes into the garage - and it's free of charge.

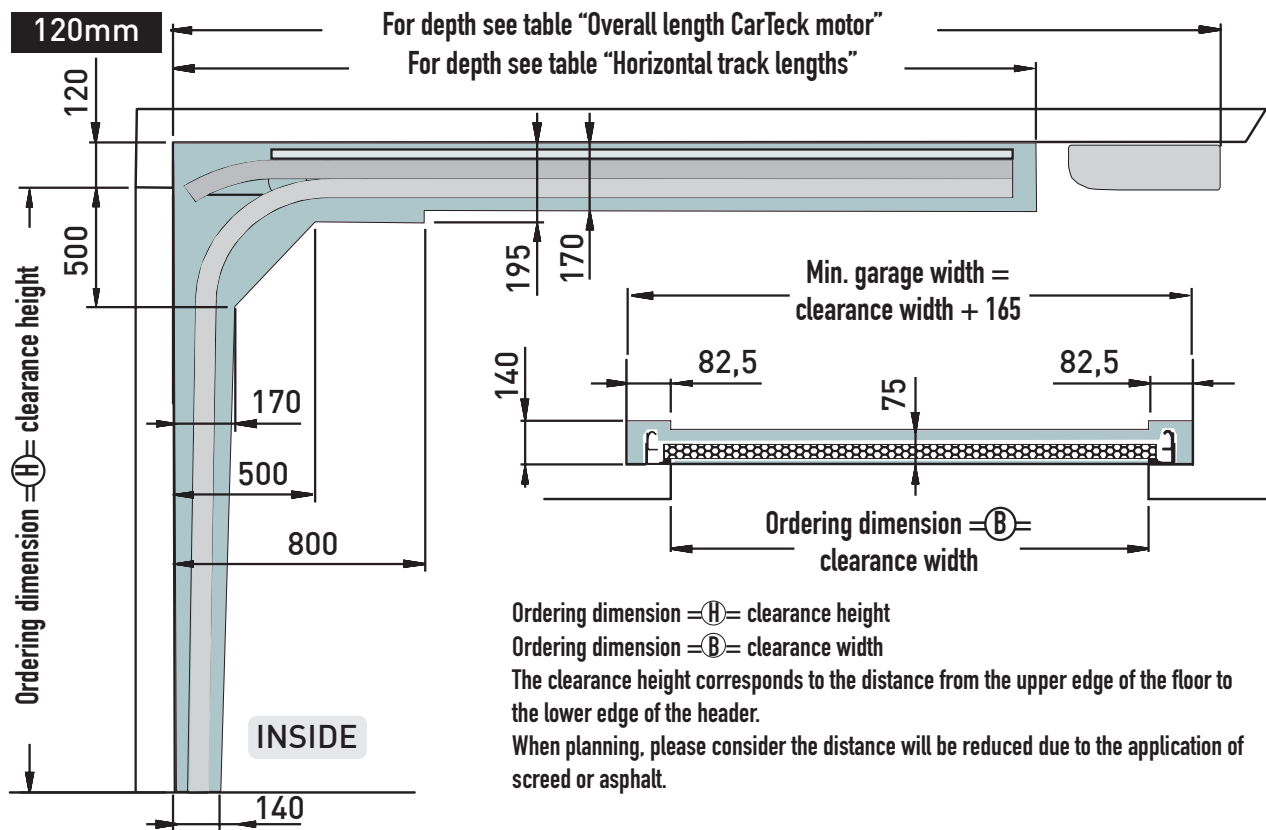


Low headroom as standard

120mm is standard on all but the largest doors that require 140mm (a double set of extension springs) - see the table below the drawing for the transition points.

Installation Data Sectional Doors: Ordering Sizes = Drive Through Sizes

Please observe the following measurement details to guarantee exact assembly and precise, reliable operation of CarTeck sectional garage doors.



Ordering dimension = H = clearance height

Ordering dimension = B = clearance width

The clearance height corresponds to the distance from the upper edge of the floor to the lower edge of the header.

When planning, please consider the distance will be reduced due to the application of screed or asphalt.

Horizontal Track Lengths

- Allow 115mm headroom. Use standard lifting gear.
- Allow 140mm headroom above trays only. Gear uses twin springing & commercial roller spindles

Height	2084	2134	2235	2286	2388	2438	2591	2743	3048	3353	3658	3962	4216	4267	4420	4572	4877	5182	5500	Height
3000																				3000
2875																				2875
2750																				2750
2625																				2625
2500																				2500
2375																				2375
2250																				2250
2204																				2204
2175																				2175
2125																				2125
2084																				2084
2050																				2050
2000																				2000
1925																				1925
1875																				1875
Height	2084	2134	2235	2286	2388	2438	2591	2743	3048	3353	3658	3962	4216	4267	4420	4572	4877	5182	5500	Height

HEAVY WORK? EFFORTLESS, INTEGRATED & SMART **CarTeck DRIVE⁺**

One size fits all... ..really?

The new Carteck DRIVE range is refreshingly simple to understand.

The addition of a motorised opener to a sectional garage door is an established, almost essential part of a garage door specialist's sale. At Teckentrup we recognise this and have made remote control central to our product offer. **We've even called our range of sectional doors "CarTeck Automatic".**

The new Carteck DRIVE ranges' prime function of opening and closing a garage door with reliability, safety and durability can be taken as a given, but we wanted to give our garage door specialist customers the opportunity to build up the value of a sale with a considered range of enhancement packs. More about that shortly...

Before we talk about the range, it makes sense to talk about the standout design difference - there's plenty of other good stuff going on out of sight, but the big visual difference is what we mean here - the travelling motor. Traditional boom type openers use a fixed motor that drives a belt or chain loop, a design that can be prone to loss of tension and wear over time. The fixed chain and travelling motor design of Carteck DRIVE means it is wear and maintenance free - very clever!

So, what's in the range? There are 4 models:

Carteck DRIVE 500Nm

Carteck DRIVE 600Nm

Carteck DRIVE PRO 500Nm

Carteck DRIVE PRO 600Nm

Each of the four DRIVE models can lift all sizes of Carteck Insulated Sectional garage doors. So, what's the point of that you cry!

Well, rather than the size of door dictating which opener a customer has, it's what the customer wants the opener to do that guides the choice.

So why do you have 500Nm and 600Nm versions? A few good reasons:

Firstly speed - the 600Nm DRIVE is 33% quicker at 240mm/s than the 500Nm DRIVE at 180mm/s so a 2m high door will open around 3 seconds faster...

Secondly functionality - the 600Nm control board has an extended capacity to add extra functionality such as motion controlled lighting, parking guides and battery back-up.

The 600Nm units also have a 6 LED motor light and a pair of Pearl four-button transmitters compared to the 500Nm with 3 LED motor lights and a pair of Pearl Twin two-button transmitters. In short, the 600Nm DRIVE is twice as bright, can control twice as many functions straight out of the box and can be expanded with add-on function packs.

What’s the difference between the Carteck DRIVE and the Carteck DRIVE PRO?

CARTECK DRIVE 500 600

The Carteck DRIVE is an integrated unit – boom, travelling motor and control in one unit for mounting above the door – it’s the “classic” choice.



Motor light on
DRIVE 500 & 600

	POWER	TRANSMITTERS	SPEED	LIGHTING	OPTIONS
DRIVE 500	500Nm	2 x Pearl Twin	180mm/sec ➡➡➡	1 x 3 LED Motor Light	Selected option packs
DRIVE 600	600Nm	2 x Pearl	240mm/sec ➡➡➡➡➡	1 x 6 LED Motor Light	All option packs

CARTECK DRIVE PRO 500 600



Motor light on
PRO 500 & 600



PRO 600 Control Unit



DRIVE PRO 500 or 600 low level front mounted control

Carteck DRIVE PRO has a separate control unit that can be mounted by an existing power outlet or at a convenient position in the garage, perhaps by a side access door so the homeowner can open or close their door using the push buttons on the front of the control unit as they leave or enter their garage – it’s the “flexible choice”.



DRIVE PRO 500 or 600 ceiling mounted control



DRIVE PRO 500 or 600 low level rear mounted control

	POWER	TRANSMITTERS	SPEED	LIGHTING	OPTIONS
DRIVE PRO 500	500Nm	2 x Pearl Twin	180mm/sec ➡➡➡	1 x 3 LED Motor Light	Selected option packs
DRIVE PRO 600	600Nm	2 x Pearl	240mm/sec ➡➡➡➡➡	1 x 6 LED Motor Light	All option packs

CarTeck DRIVE[®]

BUILDING YOUR SALE...

Presenting the CarTeck DRIVE range to a retail customer gives plenty of options to build a sale, increase your overall average selling price and gives you an edge over less capable alternatives.

Solutions start from the classic “open and close is enough” right through to a smart solution for garage security, ambience, lighting and access.

Let’s make things clear with a few example scenarios:

“I want an opener to send my door up and down, nothing more, nothing less...”

The 500Nm DRIVE or DRIVE PRO will do the job here – the 500Nm units will open every size of CarTeck sectional garage door. This means that, on large doors, there’s no need to have to offer a “high powered” expensive motor that usually comes with extra bells and whistles that the customer doesn’t want and pushes up the price. The DRIVE 500Nm is a great entry level sale with an up-sell to the DRIVE PRO 500Nm if the customer likes the option of a low-level control.

“I want to open the door from a wall switch and control my garden lighting...”

The 500Nm DRIVE and DRIVE PRO again will do the job here – their functionality can be extended to include wireless wall switches, keypads, etc. and a relay to operate lighting. The 600Nm unit should also be offered as it can extend function in the future and comes with 4-button transmitters that will make controlling lighting easier. An example of the extra capability worth mentioning if lighting is on the agenda is the 600Nm DRIVE and

DRIVE PRO have an ambience pack that allows the opener’s courtesy lights to be triggered by a motion sensor, a great addition to save customers fumbling for a light switch.

“I have valuable items in the garage and where we live there are several power cuts a year...”

The 600Nm DRIVE and DRIVE PRO is the choice here – Security pack 1 includes a 300kg-force lock upgrade and an alarm that sounds on an attempt to lift the door and the Power Pack assumes the power supply for up to 5 door cycles.

“I’m always forgetting to close the door...”

All CarTeck DRIVES are compatible with the Pearl Vibe and Pearl Status transmitters – these transmitters are bi-directional – they send a signal to the motor control and receive back a signal to confirm the control has received the signal. This bi-directional capability also allows the transmitters to interrogate the doors status and ask: “are you open or closed” The handset then displays a green light for closed and red for open.

If a customer has a smart home system, the 600Nm DRIVE and DRIVE PRO has a Smart Pack module that will transfer the doors status (open/closed) to a smart home system.

“I want a branded solution...”

Teckentrup’s CarTeck Sectional Garage Door and CarTeck DRIVE is a complete solution that will inspire confidence in customers. The door and drive are designed as a system and tested for safety and performance by Teckentrup. No need to explain a third-party choice for a motor, when CarTeck Automatic is so completely capable under one brand.

KEY

AVAILABLE FOR:
 DRIVE / DRIVE PRO 500 ○
 DRIVE / DRIVE PRO 600 ●

THE PEARL VIBE



PARKING PACK 1



PARKING PACK 2



AMBIENCE PACK 1



AMBIENCE PACK 2




AMBIENCE PACK 3



SECURITY PACK 1




SECURITY PACK 2



ACCESS PACK 1



ACCESS PACK 2



SMART PACK




POWER PACK



SAFETY PACK



TELECODY COURIER



SOMWEB SMART PHONE CONTROL



FEATURE PACKED...

What else can it do?

Aside from the addition of transmitters, etc., that form the normal add-ons, the packs are:

Parking Pack 1 – a laser and reflector to guide cars into garages tight for space.

Parking pack 2 – a humidity sensor – parking a wet car in a garage will cause the humidity to rise. The sensor automatically opens the door a short distance to allow fresh air in, helping prevent mould forming. When humidity levels drop, the sensor automatically closes the door.

Ambience Pack 1 – extra lighting strips and motion sensor that increase the courtesy light output and automatically turn on when motion is detected.

Ambience Pack 2 – a relay to control additional lighting.

Ambience Pack 3 – Motion activated “LED it shine” LED kit that magnetically attaches to the door tracks and boost lighting by a whopping 6000 lumens (400watt equivalent) for a truly daylight bright garage interior.

Security Pack 1 – a 300kg-force lock upgrade and alarm.

Security Pack 2 – an alarm and relay to operate security lighting.

Power Pack – a battery module for up to 5 door cycles in power-cuts.

Access Pack 1 – a wireless keypad for keyless entry.

Access Pack 2 – a wireless 2 function wall switch similar in size to a light switch for positioning around the home.

Smart Pack – an output unit to pass door status to a smart home system.

Safety Pack – extra safety with photo eye non-contact obstruction detectors, recommended for any customer that will operate the door when it is not in line of sight.

Telecody Courier – The Telecody courier offers you a simple and safe and solution for receiving parcels into your garage.

SOMweb Smart Phone Control – Control your garage door via a smartphone app or web browser.

CarTeck DRIVE[®]

BUILDING YOUR SALE...

Just one last point – what about the installer? Is it easy to fit and commission, is it quick to fit?

Reasonable questions! To which the answer is emphatically “Yes”.

“But it’s not a one-piece boom”, you cry...

...No matter ...the boom sections are so quick to engage and lock together and are equally as rigid as a one-piece boom, plus there’s fewer parts to assemble on the rest of the motor... so **we’d happily accept anyone who’d like to challenge us to a race, that’s how confident we are!**

Once assembled you can **support the operator boom from CarTeck’s rear spacer bar so you’ve no need to find a joist or solid fixing point in the ceiling** – saving time and making a neater job.

Headroom?

Better still it all fits within CarTeck’s standard low headroom of 120mm when you use the optional spacer bar suspension plate, or 140mm without.

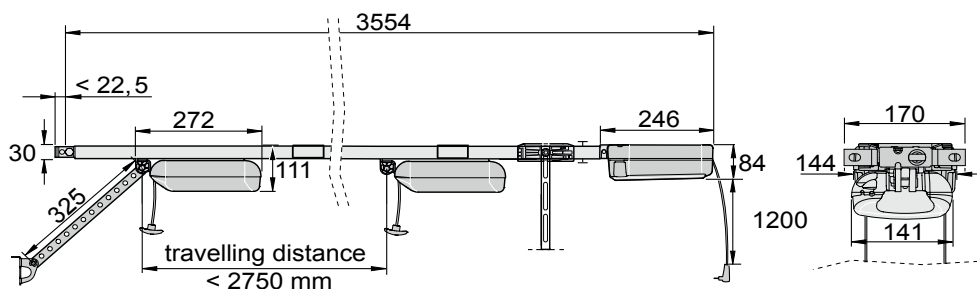
Need shorter rail? The fixed chain design means rails are simple to cut down. Call the Sales office for advice.

Spring tensioning

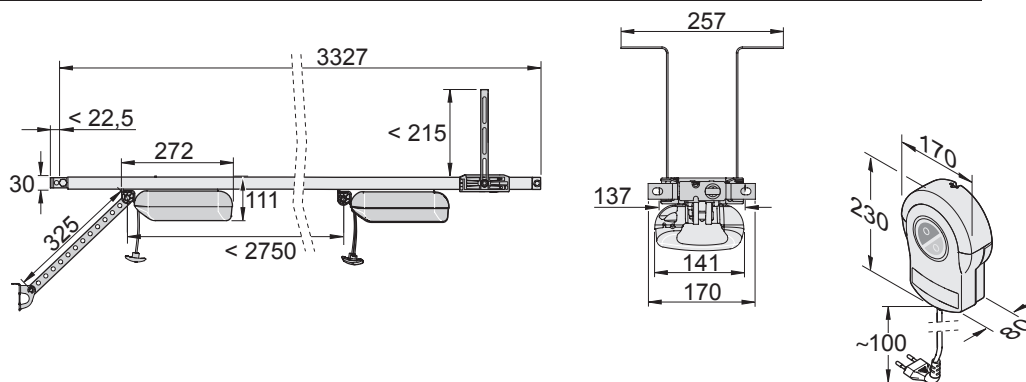
When it comes to tensioning a door we have the CarTeck DRIVE lifter that is used as a temporary motor. It has enough grunt to lift even a double door without springs - ask for a demo of this clever installers mate!



CarTeck DRIVE⁺ DRIVE 500 / 600



CarTeck DRIVE⁺ DRIVE PRO 500 / 600



Operator rail length for CarTeck DRIVE & DRIVE PRO

Height	Width																		Height		
	2084	2134	2235	2286	2388	2438	2591	2743	3048	3353	3658	3962	4216	4267	4420	4572	4877	5182		5500	
3000																				3000	
2875																				2875	
2750	Drive 4650mm										Drive Pro 4423mm										2750
2625																				2625	
2500																				2500	
2375																				2375	
2250																				2250	
2204																				2204	
2175																				2175	
2125																				2125	
2084	Drive 3554mm										Drive Pro 3327mm										2084
2050																				2050	
2000																				2000	
1925																				1925	
1875																				1875	
Height	2084	2134	2235	2286	2388	2438	2591	2743	3048	3353	3658	3962	4216	4267	4420	4572	4877	5182	5500	Height	
Width																					

Need shorter rail? The fixed chain design means rails are simple to cut down. Call the Sales office for advice.

BUILDING YOUR SALE...

Colours



Flame Red
RAL 3000



Fir Green
RAL 6009



Moss Green
RAL 6005



Sepia Brown
RAL 8014




Window Grey
RAL 7040



Anthracite
Grey RAL 7016



White Aluminium
RAL 9006



Cream
RAL 9001



Quartz Grey
RAL 7039




Light Grey
RAL 7035



Grey Aluminium
RAL 9007



Jet Black
RAL 9005



White
RAL 9016



Umbra Grey
RAL 7022



Steel Blue
RAL 5011



Slate Grey
RAL 7015



Anthracite
Textured
RAL 7016



Ice Crystal Grey
Aluminium



TT703 satin
metallic grey
with micaceous
iron ore
particles



Doors can also
be coloured to
any RAL shade.

Wood effects



Golden Oak



Rosewood



Night Oak



Winchester



Rosewood



Night Oak



Golden Oak

A note about colour

Where doors are exposed to direct sunlight, dark colours should be avoided.

RAL references for colours are provided as a guide only to the nearest similar RAL colour. Colours will not match to other RAL finishes due to different coating processes, gloss levels, substrates and textures. Similarly, special RAL, BS or other colours will not be a precise match.

Colours shown are limited in accuracy by the printing process - samples should always be requested.

Wood Design frame legs, headers & 3D profiles in Night Oak & Rosewood are finished in a complimentary painted wood effect finish but will not match precisely. Golden Oak & Winchester are finished in a flat colour RAL 8014.

All frame legs, headers & 3D profiles are available in smooth finish only.

PAINTED WOOD EFFECT

Better scratch resistance & UV stability

Golden Oak, Rosewood, Night Oak & Winchester

These woodgrains are a paint finished surface instead of the traditional surface bonded film.

They outperform films for scratch resistance. The images show scratches being made first into film and then our new painted finish.


After a clean the painted finish is almost good as new (left) ✓ whilst the film (right) ✗ shows the damage.

Not very scientific, we know, but you get the point.


The paint finish is also more UV stable over time, retaining colour for longer and less prone to the finish becoming “milky” in strong sunlight.

Wood Design frame legs, headers & 3D profiles in Night Oak & Rosewood are finished in a complimenting painted wood effect finish but will not match precisely. Golden Oak & Winchester are finished in a flat colour RAL 8014.

All frame legs, headers & 3D profiles are available in smooth finish only.



Winchester



Golden Oak

BUILDING YOUR SALE...

Window options

All doors can be fitted with windows as shown:



Rectangle 1



Rectangle 2*



Rhombus Mullion




Cross mullion



Square 1*



Rectangle 3*




Square 2*



Aluminium light strip

*Not available on Georgian style



The images above show popular window combinations. If you'd like alternative window configuration, just ask!

For extra special aluminium windows and decals, see our Bling brochure.

WINDOW SIZES & GLAZING



Plastic double pane
Clear









Plastic double pane
Frosted



Plastic double pane
Satin

Windows

	Style	Overall Size	Colour / Finish
	Rectangle 1	610 X 270	White
	Rectangle 1	610 X 270	Trend/Ral/Wood design*
	Rectangle 2	680 X 210	White
	Rectangle 2	680 X 210	Trend/Ral/Wood design*
	Rectangle 3	980 X 140	White
	Rectangle 3	980 X 140	Trend/Ral/Wood design*
	Square 1 & 2	270 x 270	White
	Square 1 & 2	270 x 270	Trend/Ral/Wood design*
	Aluminium Window Section**	per linear m	White/Trend
	Aluminium Window Section**	per linear m	Ral/Wood design*

*Selected Trend colours & wood design windows are finished in a complementary flat colour for Golden Oak (RAL8003), Rosewood (RAL8016), Night Oak (RAL8014), Winchester (RAL8001), Textured Anthracite (RAL7016) and Ice Crystal Grey Aluminium (RAL9007).

**The surrounds on aluminium GSA window sections are finished in a smooth finish.

Window frame colour shade and surface lustre will show a variance from the panel finish as the base material and coating methods are different.

How many windows?

Our Rectangle 1 windows are the same size as the features on a Georgian door and will require the following number of windows for a given door width. Talk to the sales office for advice on the other designs / sizes

Standard Widths	2084 – 2743	3048 – 3658	3962 – 4572	4877 – 5182	5500	6000	7000	8000
	6'10" – 9'0"	10'0" – 12'0"	13'0" – 15'0"	16'0" – 17'0"	18'0"	19'8"	22'11"	26'3"
Number of windows	3	4	5	6	7	8	9	10

GREAT FOR SERVICE

CALL THE ADMIN TEAM FOR GENERAL ENQUIRIES, ORDERS & STATUS



RHIANNA JOHNSON
Head of Company Administration
E: r.johnson@teckentrup.co.uk



CAMILLE KENNY
Residential Sales &
Customer Support Manager
E: c.kenny@teckentrup.co.uk



ELEANOR MYERS
Production Planner
E: e.myers@teckentrup.co.uk
(ON MATERNITY LEAVE)



LAUREN GALLACHER
Product Coordinator
E: l.gallacher@teckentrup.co.uk



SARAH LENNON
Customer Support
E: s.lennon@teckentrup.co.uk

SALES



EUGENE PEREZ
Southern Regional Sales Manager
E: e.perez@teckentrup.co.uk



DANIEL BELLFIELD
Northern Regional Sales Manager
E: d.bellfield@teckentrup.co.uk

TRANSPORT



KEVIN BROADHURST
(DRIVER)



BRIAN MILNE
(DRIVER)

OPERATIONS



MATTHEW RODGER
Operations Liaison Apprentice
E: m.rodger@teckentrup.co.uk



KIERAN HACKWELL
Apprentice
E: k.hackwell@teckentrup.co.uk



CALLUM MARLEY
Apprentice
E: c.marley@teckentrup.co.uk

APPRENTICES

If you need anything, our experienced team is happy to help. **CALL: 01925 924050**



STEVE HILTON
Managing Director
M: 07842 506 500
E: s.hilton@teckentrup.co.uk



JIM RODGER
Owner/Director
M: 07595 024 137
E: j.rodger@teckentrup.co.uk



ALISON RODGER
General Manager
M: 07769 936 388
E: a.rodger@teckentrup.co.uk

WE PROMISE

- To remember that every door has a story and each door matters.
- To remember that a job well done builds the trust and confidence needed for you to order the next door.
- To remember that communication in a timely, honest and open manner, good news or bad, builds trust.
- To remember that problems are solved by a strong partnership and a "can-do" attitude.

TECKENTRUP
DOOR SOLUTIONS

Teckentrup UK Limited, Units 2-4 Opus 9 Industrial Estate,
Woburn Road, Winwick Quay Warrington WA2 8UE
www.teckentrup.co.uk
t: 01925 924 050 f: 08701 314 843 e: sales@teckentrup.co.uk