

BULLETIN!

Position the frame in the opening, wind out the lugs with a 4mm allen key until the frame is true, level and square...
...and you're ready to fix.


No more fiddling with wedges or packers to get things set. Simple and fast frame setting! Up to 20mm of adjustment is possible on each side of the frame.



8 lugs
per side



2 lugs at each
of the four fixing
points per side.



Lugs are accessed
through the frame
fixing hole.




**JUST ANOTHER REASON TO
CHOOSE CARTECK - WE MAKE
INSTALLATION EASY!**

Scan to watch the video on
adjusting the wind-out lugs
and levelling the frame



WIND-OUT LUGS

SIDE HINGED FITTING MADE EASY



4mm allen key



Do not use an impact driver or
power tools to extend the lugs.
Use a manual allen key **ONLY!**

Why not order yours today!

Call the team on: 01925 924 050

Teckentrup UK Limited, Units 2-4 Opus 9 Industrial Estate,
Woburn Road, Winwick Quay Warrington WA2 8UE
t: 01925 924 050 f: 08701 314 843 e: sales@teckentrup.co.uk

WWW.TECKENTRUP.CO.UK

TECKENTRUP
DOOR SOLUTIONS